



SC Annual School Report Card Summary

Horrell Hill
 Richland 1
 Grades: PK-5 Enrollment: 515
 Principal: Parthenia Satterwhite
 Superintendent: Dr. Percy A. Mack
 Board Chair: Jamie Devine

PERFORMANCE

Comprehensive detail, including definitions of ratings, performance criteria, and explanations of status, is available on www.ed.sc.gov and www.eoc.sc.gov as well as school and school district websites. Printed versions are available from school districts upon request.

YEAR	ABSOLUTE RATING	GROWTH RATING	PALMETTO GOLD AND SILVER AWARD		ESEA/FEDERAL ACCOUNTABILITY RATING SYSTEM	
			General Performance	Closing the Gap	ESEA Grade	Accountability Indicator
2013	Average	Average	TBD	TBD	B	N/A
2012	Average	Average	N/A	N/A	A	N/A
2011	Average	Average	N/A	N/A	Not Met	N/A

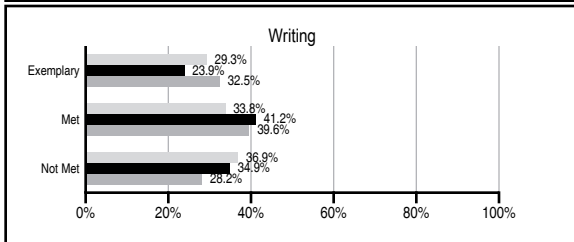
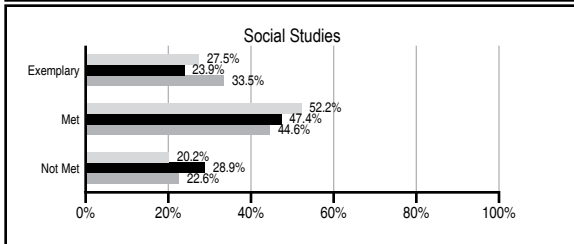
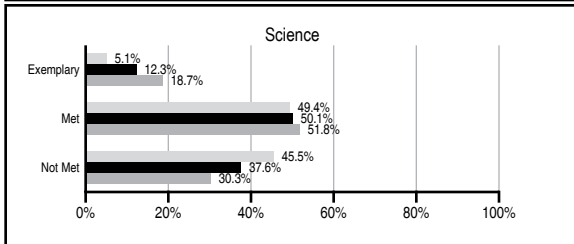
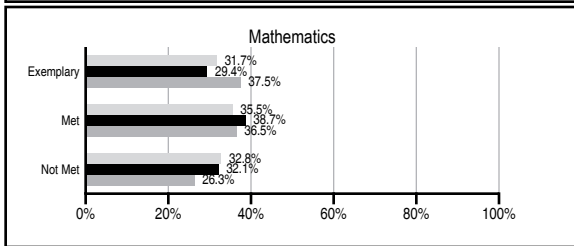
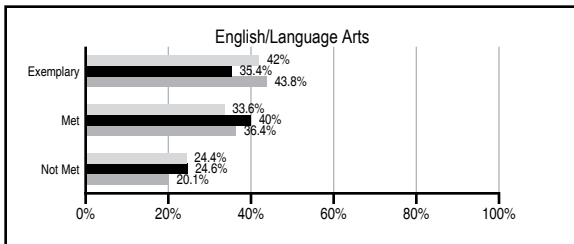
ABSOLUTE RATINGS OF ELEMENTARY SCHOOLS WITH STUDENTS LIKE OURS*

EXCELLENT	GOOD	AVERAGE	BELOW AVERAGE	AT-RISK
10	16	97	16	3

* Ratings are calculated with data available by 11/07/2013. Schools with Students Like Ours are Elementary Schools with Poverty Indices of no more than 5% above or below the index for this school.

PASS PERFORMANCE

Our School
 Elementary Schools with Students Like Ours
 Elementary schools statewide



NAEP PERFORMANCE*

* Performance reported for SC and nation, data not available at school level. Percentages at NAEP Achievement Levels.



SC PERFORMANCE VISION

By 2020 all students will graduate with the knowledge and skills necessary to compete successfully in the global economy, participate in a democratic society and contribute positively as members of families and communities.

Abbreviations Key

N/A Not Applicable N/AV Not Available N/C Not Collected N/R Not Reported I/S Insufficient Sample TBD To be determined

Horrell Hill [Richland 1]

SCHOOL PROFILE

	Our School	Change from Last Year	Elementary Schools with Students Like Ours	Median Elementary School
Students (n=515)				
Retention rate	0.9%	Up from 0.8%	1.2%	0.9%
Attendance rate	96.0%	Down from 96.2%	96.0%	96.3%
Served by gifted and talented program	4.5%	N/A	4.9%	7.2%
With disabilities	12.0%	N/A	14.1%	12.4%
Older than usual for grade	2.5%	N/A	2.6%	1.9%
Out-of-school suspensions or expulsions for violent and/or criminal offenses	0.4%	Up from 0.0%	0.0%	0.0%
Teachers (n=42)				
Teachers with advanced degrees	54.8%	Down from 59.1%	60.9%	62.5%
Continuing contract teachers	76.2%	Up from 65.9%	82.8%	83.3%
Teachers returning from previous year	88.4%	Down from 89.4%	87.7%	88.3%
Teacher attendance rate	93.5%	Down from 94.7%	94.7%	95.0%
Average teacher salary*	\$48,469	Up 0.8%	\$47,312	\$48,193
Classes not taught by highly qualified teachers	4.2%	Up from 0.0%	0.0%	0.0%
Professional development days/teacher	9.6 days	Down from 10.2 days	11.1 days	11.0 days
School				
Principal's years at school	26.0	Up from 25.0	4.0	4.0
Student-teacher ratio in core subjects	20.7 to 1	Up from 18.2 to 1	19.7 to 1	20.1 to 1
Prime instructional time	89.0%	Down from 90.1%	89.6%	90.0%
Opportunities in the arts	Good	No Change	Good	Good
SACS accreditation	Yes	No Change	Yes	Yes
Parents attending conferences	100.0%	No Change	100.0%	100.0%
Character development program	Good	Down from Excellent	Excellent	Excellent
Dollars spent per pupil**	\$7,654	Up 14.1%	\$7,473	\$7,364
Percent of expenditures for instruction**	77.0%	Up from 76.8%	68.0%	68.0%
Percent of expenditures for teacher salaries**	74.0%	Up from 73.1%	65.0%	66.0%
ESEA composite index score	84.1	Down from 98.4	80.2	88.0

* Length of contract = 185+ days.

** Prior year audited financial data available.

EVALUATION RESULTS

	Teachers	Students*	Parents*
Number of surveys returned	19	56	38
Percent satisfied with learning environment	84.2%	78.6%	86.8%
Percent satisfied with social and physical environment	84.2%	78.2%	81.1%
Percent satisfied with school-home relations	78.9%	82.1%	84.2%

*Only students at the highest elementary school grade level at this school and their parents were included.

REPORT OF PRINCIPAL AND SCHOOL IMPROVEMENT COUNCIL

Horrell Hill Elementary School made progress during 2012-2013 school year. The instructional focus continued to be on literacy across all disciplines. An after-school tutoring program was held for students who scored not met in English language arts and/or mathematics. An after-school program was implemented for our Early Childhood students to focus on writing and literacy engagements. We provided additional instructional support in reading and math for students in grades three through five at our Saturday Academy Sessions. We continue to have a partnership with Beulah Baptist Church. We partnered with Lower Richland High School Teacher Cadets as reading buddies with students in our primary grades.

The PTO and School Improvement Council met regularly. The PTO provided supplemental materials for teachers and students, as well as staff incentives. They also sponsored our first Mother/Son and Father/Daughter dances. Teacher skills were strengthened through staff participation in professional development activities, conferences, workshops, and graduate classes. While test results indicated improvement in some areas, there is a need to focus additional efforts on developing and improving students' science and math skills.

Community involvement included our partnership with the University of South Carolina as a Professional Development School (PDS) where interns worked with our teachers and students. We hosted two undergraduate on-site classes. Our PDS Connection supports professional development for our teachers in ELA and family literacy engagements, to include a focus on bridging gaps between our school and Latino families.

Several students participated and placed in the district's Visual Literacy Festival contests at the elementary level. We have five National Board Certified teachers and two teachers who are currently pursuing this status. A team of teachers presented at a National Conference focusing on family literacy and authentic learning experiences for all students. Community outreach programs include: Service Learning Projects where students collected food for Harvest Hope, money for Jump Rope for Heart and Pennies for Patients. Our Eagle Singers and Student Council performed for our business partners and an Assisted Living Care Facility in our community. Our guidance department held a school-wide career day, where there was representation from a variety of careers. We continued our "Going Green", school-wide recycling program. Our extra-curricular programs this year included: Hilltop Players Drama Club, Eagle Explorer-Math/Science Club and Chorus. We continued with our One Hundred Women/Men Read to enhance our reading initiatives. Women and Men from different aspects of the community participated. In addition, our Annual Literacy Parade was heavily supported by our families and community. While challenges faced by our school include funding for various projects and staff retention, it is our commitment and goal to continue to explore and implement innovative strategies to ensure that we meet the needs of all students.

Parthenia Satterwhite, Principal, Horrell Hill Elementary School
 Felecia Reynolds, School Improvement Council Chairperson

Comprehensive detail, including definitions of ratings, performance criteria, and explanations of status, is available on www.ed.sc.gov and www.eoc.sc.gov as well as school and school district websites.

Printed versions are available from school districts upon request.

Abbreviations Key

N/A Not Applicable N/AV Not Available N/C Not Collected N/R Not Reported I/S Insufficient Sample TBD To be determined
 NI Newly Identified CSI Continuing School Improvement CA Corrective Action RP Plan to Restructure R Restructure DELAY School Improvement Status HOLD School Improvement Status