



SC Annual School Report Card Summary

Hopkins Elementary
 Richland 1
 Grades: PK-5 Enrollment: 334
 Principal: Angela G. Brown
 Superintendent: Dr. Percy A. Mack
 Board Chair: Jamie Devine

PERFORMANCE

Comprehensive detail, including definitions of ratings, performance criteria, and explanations of status, is available on www.ed.sc.gov and www.eoc.sc.gov as well as school and school district websites. Printed versions are available from school districts upon request.

YEAR	ABSOLUTE RATING	GROWTH RATING	PALMETTO GOLD AND SILVER AWARD		ESEA/FEDERAL ACCOUNTABILITY RATING SYSTEM	
			General Performance	Closing the Gap	ESEA Grade	Accountability Indicator
2013	Average	Average	TBD	TBD	C	N/A
2012	Average	Average	N/A	N/A	C	N/A
2011	Average	Excellent	Gold	Silver	Met	N/A

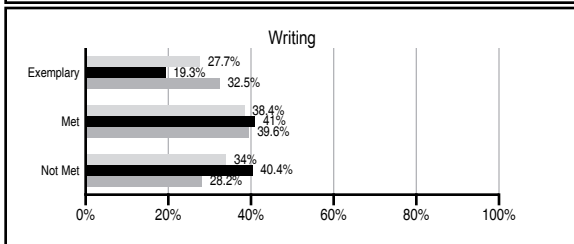
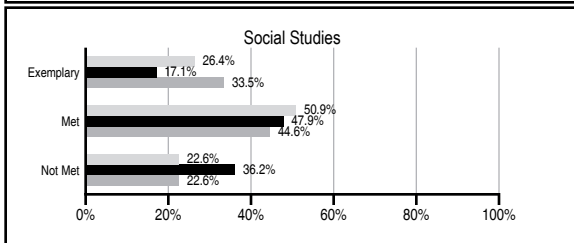
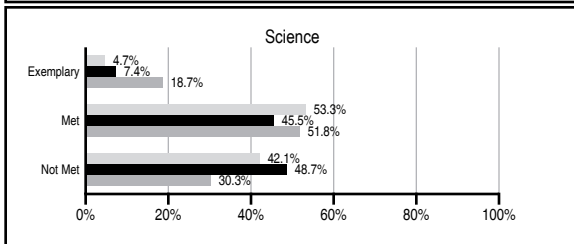
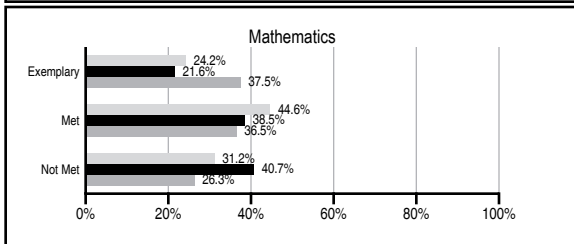
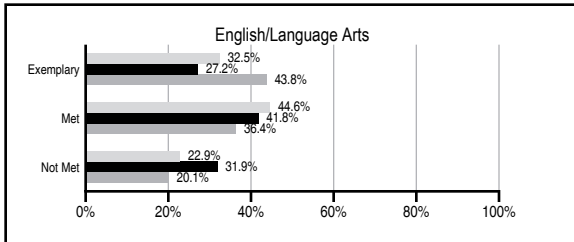
ABSOLUTE RATINGS OF ELEMENTARY SCHOOLS WITH STUDENTS LIKE OURS*

EXCELLENT	GOOD	AVERAGE	BELOW AVERAGE	AT-RISK
0	10	84	43	15

* Ratings are calculated with data available by 11/07/2013. Schools with Students Like Ours are Elementary Schools with Poverty Indices of no more than 5% above or below the index for this school.

PASS PERFORMANCE

Our School
 Elementary Schools with Students Like Ours
 Elementary schools statewide



NAEP PERFORMANCE*

* Performance reported for SC and nation, data not available at school level. Percentages at NAEP Achievement Levels.



SC PERFORMANCE VISION

By 2020 all students will graduate with the knowledge and skills necessary to compete successfully in the global economy, participate in a democratic society and contribute positively as members of families and communities.

Abbreviations Key

N/A Not Applicable N/AV Not Available N/C Not Collected N/R Not Reported I/S Insufficient Sample TBD To be determined

Hopkins Elementary [Richland 1]

SCHOOL PROFILE

	Our School	Change from Last Year	Elementary Schools with Students Like Ours	Median Elementary School
Students (n=334)				
Retention rate	3.3%	Up from 1.2%	1.1%	0.9%
Attendance rate	95.8%	Down from 96.4%	95.9%	96.3%
Served by gifted and talented program	4.3%	N/A	2.5%	7.2%
With disabilities	16.6%	N/A	13.4%	12.4%
Older than usual for grade	2.9%	N/A	3.0%	1.9%
Out-of-school suspensions or expulsions for violent and/or criminal offenses	0.0%	Down from 0.5%	0.0%	0.0%
Teachers (n=28)				
Teachers with advanced degrees	57.1%	Down from 63.0%	59.8%	62.5%
Continuing contract teachers	78.6%	Down from 81.5%	74.7%	83.3%
Teachers returning from previous year	89.8%	Down from 89.9%	84.7%	88.3%
Teacher attendance rate	94.5%	Up from 92.5%	94.9%	95.0%
Average teacher salary*	\$47,917	Down 1.1%	\$46,095	\$48,193
Classes not taught by highly qualified teachers	0.0%	No Change	0.0%	0.0%
Professional development days/teacher	15.0 days	Up from 12.2 days	10.4 days	11.0 days
School				
Principal's years at school	13.0	Up from 11.0	4.0	4.0
Student-teacher ratio in core subjects	17.2 to 1	Up from 16.8 to 1	17.7 to 1	20.1 to 1
Prime instructional time	90.1%	Up from 88.7%	89.6%	90.0%
Opportunities in the arts	Good	No Change	Good	Good
SACS accreditation	Yes	No Change	Yes	Yes
Parents attending conferences	100.0%	No Change	100.0%	100.0%
Character development program	Good	No Change	Excellent	Excellent
Dollars spent per pupil**	\$8,782	Up 4.7%	\$8,478	\$7,364
Percent of expenditures for instruction**	79.0%	Up from 76.9%	66.0%	68.0%
Percent of expenditures for teacher salaries**	76.0%	Up from 73.6%	63.5%	66.0%
ESEA composite index score	78.8	No Change	68.5	88.0

* Length of contract = 185+ days.

** Prior year audited financial data available.

EVALUATION RESULTS

	Teachers	Students*	Parents*
Number of surveys returned	29	58	41
Percent satisfied with learning environment	93.1%	93.1%	90.3%
Percent satisfied with social and physical environment	96.7%	89.5%	92.3%
Percent satisfied with school-home relations	86.7%	84.5%	92.1%

*Only students at the highest elementary school grade level at this school and their parents were included.

REPORT OF PRINCIPAL AND SCHOOL IMPROVEMENT COUNCIL

Hopkins Elementary School is all about the children! It's a learning institution where all staff members strive daily to meet the significant needs of all students to increase their academic achievement. We continue to celebrate our students' achievements and look forward to continuing our mission to prepare every student to be a successful, contributing citizen in a global society by providing an effective and high quality education. We have continued our work with increasing literacy for all of our students, as it is our main focus. At Hopkins Elementary School, we held numerous literacy-focused events and engaged students in reading on a daily basis. Students were also encouraged to read at home as well, to earn points to participate in numerous schoolwide events along with shopping in the school's Accelerated Reader Store each month. We are continuing to encourage our students to read more non-fiction books to increase their knowledge and subject-matter vocabulary.

During the 2012-2013 school year, all grade levels were involved in a schoolwide Science Fair. This was an enlightening experience for both students and teachers. The nine school winners from grades 3rd-5th went on to compete at the district level where most of them walked away with first and second place winnings. Starting in 2014-2015, our students will be assessed in a new way based on a new set of curriculum standards. It will be vitally important for parents to stay in contact with their children's teachers to find out how they can support this latest educational advancement at home. Parents will play an important role as we begin to implement the Common Core standards. The staff will seriously need your assistance with your child's homeroom and reinforcing the learning from school to home. Students will take on the role of scientists, historians, and researchers. As your child works through his homework, ask him/her how someone might use what he's working on in "real life." Help connect thinking in school to thinking at work by explaining how you solve problems, or use math every day. As we prepare for the transition of common core along with Smarter Balanced testing as the new assessment, our students and staff members are increasing their knowledge about the expectations of Smarter Balance. We are excited that some of our fourth grade students took a pilot test this year which gave teachers some valuable information regarding the format of the assessment. We know our students will be ready for this assessment, for we are preparing our students daily.

Angela G. Brown,
Principal

Dorinda Chambers
SIC Chair

Comprehensive detail, including definitions of ratings, performance criteria, and explanations of status, is available on www.ed.sc.gov and www.eoc.sc.gov as well as school and school district websites.

Printed versions are available from school districts upon request.

Abbreviations Key

N/A Not Applicable N/AV Not Available N/C Not Collected N/R Not Reported I/S Insufficient Sample TBD To be determined
NI Newly Identified CSI Continuing School Improvement CA Corrective Action RP Plan to Restructure R Restructure DELAY School Improvement Status HOLD School Improvement Status