



SC Annual School Report Card Summary

A. J. Greenview Elementary
 Richland 1
 Grades: PK-5 Enrollment: 341
 Principal: Delores Gilliard
 Superintendent: Dr. Percy A. Mack
 Board Chair: Jamie Devine

PERFORMANCE

Comprehensive detail, including definitions of ratings, performance criteria, and explanations of status, is available on www.ed.sc.gov and www.eoc.sc.gov as well as school and school district websites. Printed versions are available from school districts upon request.

YEAR	ABSOLUTE RATING	GROWTH RATING	PALMETTO GOLD AND SILVER AWARD		ESEA/FEDERAL ACCOUNTABILITY RATING SYSTEM	
			General Performance	Closing the Gap	ESEA Grade	Accountability Indicator
2013	Average	Below Average	TBD	TBD	A	N/A
2012	Average	Average	N/A	N/A	B	N/A
2011	Average	Average	Silver	N/A	Met	N/A

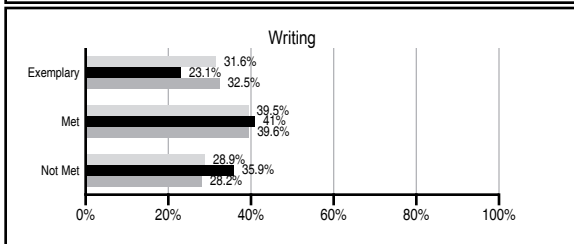
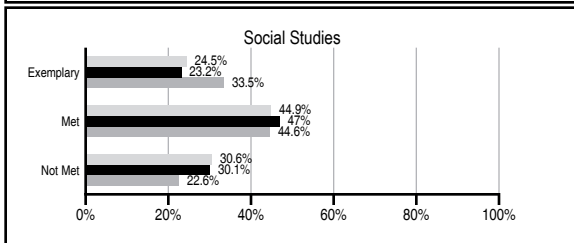
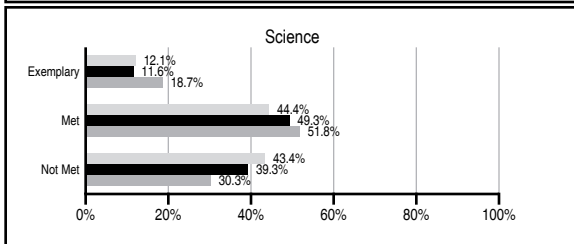
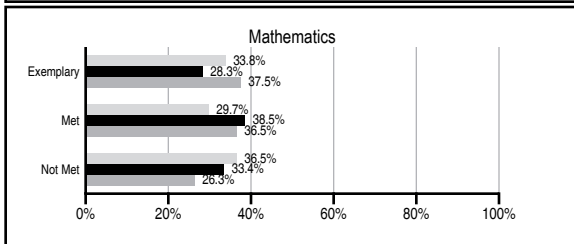
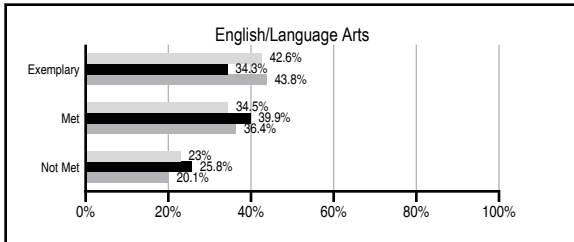
ABSOLUTE RATINGS OF ELEMENTARY SCHOOLS WITH STUDENTS LIKE OURS*

EXCELLENT	GOOD	AVERAGE	BELOW AVERAGE	AT-RISK
9	12	95	17	5

* Ratings are calculated with data available by 11/07/2013. Schools with Students Like Ours are Elementary Schools with Poverty Indices of no more than 5% above or below the index for this school.

PASS PERFORMANCE

Our School
 Elementary Schools with Students Like Ours
 Elementary schools statewide



NAEP PERFORMANCE*

* Performance reported for SC and nation, data not available at school level. Percentages at NAEP Achievement Levels.



SC PERFORMANCE VISION

By 2020 all students will graduate with the knowledge and skills necessary to compete successfully in the global economy, participate in a democratic society and contribute positively as members of families and communities.

Abbreviations Key

N/A Not Applicable N/AV Not Available N/C Not Collected N/R Not Reported I/S Insufficient Sample TBD To be determined

A. J. Greenview Elementary [Richland 1]

SCHOOL PROFILE

	Our School	Change from Last Year	Elementary Schools with Students Like Ours	Median Elementary School
Students (n=341)				
Retention rate	0.9%	Up from 0.0%	1.2%	0.9%
Attendance rate	96.6%	Down from 96.8%	96.0%	96.3%
Served by gifted and talented program	4.5%	N/A	4.5%	7.2%
With disabilities	11.7%	N/A	14.1%	12.4%
Older than usual for grade	1.1%	N/A	2.6%	1.9%
Out-of-school suspensions or expulsions for violent and/or criminal offenses	0.0%	No Change	0.0%	0.0%
Teachers (n=30)				
Teachers with advanced degrees	76.7%	Down from 80.0%	60.4%	62.5%
Continuing contract teachers	90.0%	Down from 96.7%	81.8%	83.3%
Teachers returning from previous year	92.1%	Up from 91.1%	86.8%	88.3%
Teacher attendance rate	94.5%	Down from 95.5%	94.7%	95.0%
Average teacher salary*	\$57,449	Up 1.4%	\$47,230	\$48,193
Classes not taught by highly qualified teachers	0.0%	No Change	0.0%	0.0%
Professional development days/teacher	6.6 days	Down from 11.4 days	11.3 days	11.0 days
School				
Principal's years at school	17.0	Up from 16.0	3.5	4.0
Student-teacher ratio in core subjects	19.4 to 1	Up from 19.2 to 1	19.3 to 1	20.1 to 1
Prime instructional time	90.4%	Down from 91.5%	89.5%	90.0%
Opportunities in the arts	Good	No Change	Good	Good
SACS accreditation	Yes	No Change	Yes	Yes
Parents attending conferences	100.0%	No Change	100.0%	100.0%
Character development program	Good	Down from Excellent	Excellent	Excellent
Dollars spent per pupil**	\$8,696	Down 0.5%	\$7,562	\$7,364
Percent of expenditures for instruction**	78.0%	Up from 77.9%	68.0%	68.0%
Percent of expenditures for teacher salaries**	76.0%	Up from 75.4%	65.0%	66.0%
ESEA composite index score	94.5	Up from 88.0	79.2	88.0

* Length of contract = 185+ days.

** Prior year audited financial data available.

EVALUATION RESULTS

	Teachers	Students*	Parents*
Number of surveys returned	26	51	39
Percent satisfied with learning environment	100%	74.5%	84.7%
Percent satisfied with social and physical environment	100%	63.4%	75%
Percent satisfied with school-home relations	96.2%	84.3%	76.9%

*Only students at the highest elementary school grade level at this school and their parents were included.

REPORT OF PRINCIPAL AND SCHOOL IMPROVEMENT COUNCIL

The staff at A. J. Lewis Greenview Elementary School continues to strive to improve academic achievement for all students.

The Lewis Greenview Elementary staff is committed to excellence and continuous growth in all areas. We continue to focus on improving literacy by implementing best practices in reading to ensure that students are proficient readers by grade three. Our teachers continue to participate in literacy workshops and share strategies with their colleagues in our continued efforts to promote professional learning communities. The school's reading interventionist worked with students in grades 2-5 who scored below average on MAP and Star assessments. Teachers in grades K-3 continued using the Dominie assessment to plan instructional activities to meet the needs of individual students in reading.

Additional interventions included after school improvement classes in the content areas; retired teachers working with identified students in grades four and five during the regular school day; emphasizing raising academic achievement in math and reading; CD and Kindergarten students using Breakthrough to Literacy to develop the skills necessary to become competent readers; and incorporating flexible grouping throughout the school to assist students experiencing difficulty with identified skills. Our 2012 PASS results indicated a need to continue focusing on developing students' skills in math and science. Therefore, teachers will continue to share effective mathematics and science strategies at faculty meetings and during staff development activities. The school will continue professional development for all teachers on the Principles of Learning in order to continue raising student achievement in the areas of social studies, science, and math.

Highlights included having eight National Board Teachers on staff. Our Odyssey of the Mind team won second-place honors at state competition, thereby qualifying to compete in the World Finals Competition in Lansing Michigan. The School Improvement Council supported teachers in the implementation of a successful Math/Science Night for parents. The school's Aerobics Avenue Fitness Club won the Silver medal and a monetary award of \$2000 for promoting a healthy school environment through good nutrition and physical activity. The school received an ESEA (Federal Accountability Rating System) Rating of a "B" for 2012.

Challenges that our school continues to face include drastic changes in community demographics; single parent or extended family members heading households; and a growing number of grandparents serving as the primary caregivers to students attending the school. Our overall goal is to focus efforts on meeting the academic needs of all students in our changing community.

Mae A. Johnson-Young, SIC Chairperson
Delores Gilliard, Principal

Comprehensive detail, including definitions of ratings, performance criteria, and explanations of status, is available on www.ed.sc.gov and www.eoc.sc.gov as well as school and school district websites.

Printed versions are available from school districts upon request.

Abbreviations Key

N/A Not Applicable N/AV Not Available N/C Not Collected N/R Not Reported I/S Insufficient Sample TBD To be determined

NI Newly Identified CSI Continuing School Improvement CA Corrective Action RP Plan to Restructure R Restructure DELAY School Improvement Status HOLD School Improvement Status