



SC Annual School Report Card Summary

Gadsden Elementary
 Richland 1
 Grades: PK-5 Enrollment: 118
 Principal: Karis M. Mazyck
 Superintendent: Dr. Percy A. Mack
 Board Chair: Jamie Devine

PERFORMANCE

Comprehensive detail, including definitions of ratings, performance criteria, and explanations of status, is available on www.ed.sc.gov and www.eoc.sc.gov as well as school and school district websites. Printed versions are available from school districts upon request.

YEAR	ABSOLUTE RATING	GROWTH RATING	PALMETTO GOLD AND SILVER AWARD		ESEA/FEDERAL ACCOUNTABILITY RATING SYSTEM	
			General Performance	Closing the Gap	ESEA Grade	Accountability Indicator
2013	Good	Average	TBD	TBD	A	Reward
2012	Good	Excellent	Gold	Silver	A	N/A
2011	Average	Good	Silver	Silver	Met	N/A

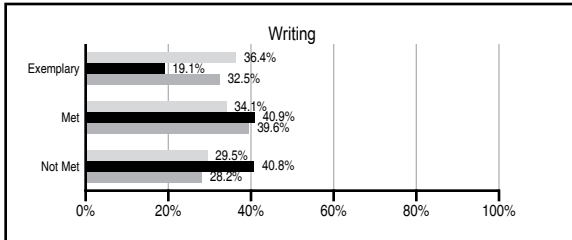
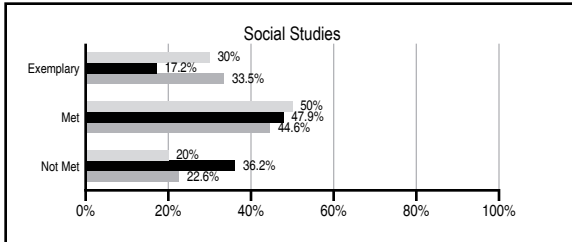
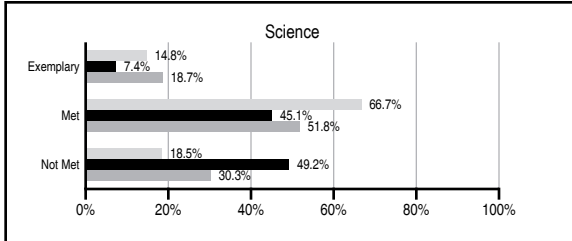
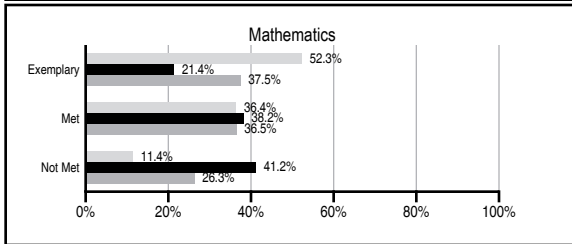
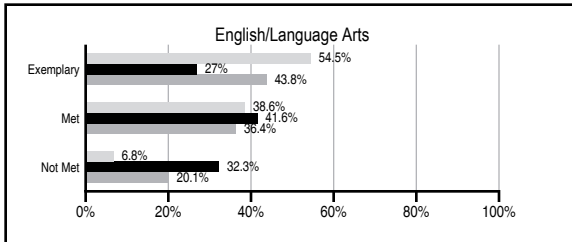
ABSOLUTE RATINGS OF ELEMENTARY SCHOOLS WITH STUDENTS LIKE OURS*

EXCELLENT	GOOD	AVERAGE	BELOW AVERAGE	AT-RISK
0	9	73	39	13

* Ratings are calculated with data available by 11/07/2013. Schools with Students Like Ours are Elementary Schools with Poverty Indices of no more than 5% above or below the index for this school.

PASS PERFORMANCE

Our School
 Elementary Schools with Students Like Ours
 Elementary schools statewide



NAEP PERFORMANCE*

* Performance reported for SC and nation, data not available at school level. Percentages at NAEP Achievement Levels.



SC PERFORMANCE VISION

By 2020 all students will graduate with the knowledge and skills necessary to compete successfully in the global economy, participate in a democratic society and contribute positively as members of families and communities.

Abbreviations Key

N/A Not Applicable N/AV Not Available N/C Not Collected N/R Not Reported I/S Insufficient Sample TBD To be determined

Gadsden Elementary [Richland 1]

SCHOOL PROFILE

	Our School	Change from Last Year	Elementary Schools with Students Like Ours	Median Elementary School
Students (n=118)				
Retention rate	2.8%	Down from 3.0%	1.1%	0.9%
Attendance rate	95.9%	Down from 96.8%	95.9%	96.3%
Served by gifted and talented program	2.8%	N/A	2.4%	7.2%
With disabilities	9.0%	N/A	13.4%	12.4%
Older than usual for grade	2.8%	N/A	3.0%	1.9%
Out-of-school suspensions or expulsions for violent and/or criminal offenses	0.0%	No Change	0.0%	0.0%
Teachers (n=16)				
Teachers with advanced degrees	68.8%	Down from 70.6%	60.0%	62.5%
Continuing contract teachers	81.3%	Up from 76.5%	73.7%	83.3%
Teachers returning from previous year	89.8%	Down from 90.3%	84.4%	88.3%
Teacher attendance rate	95.1%	Down from 96.8%	94.9%	95.0%
Average teacher salary*	\$47,954	Up 0.7%	\$45,938	\$48,193
Classes not taught by highly qualified teachers	0.0%	No Change	0.0%	0.0%
Professional development days/teacher	12.2 days	Up from 9.4 days	10.2 days	11.0 days
School				
Principal's years at school	3.0	Up from 2.0	4.0	4.0
Student-teacher ratio in core subjects	11.3 to 1	Down from 13.1 to 1	17.8 to 1	20.1 to 1
Prime instructional time	89.4%	Down from 91.5%	89.6%	90.0%
Opportunities in the arts	Good	No Change	Good	Good
SACS accreditation	Yes	No Change	Yes	Yes
Parents attending conferences	100.0%	No Change	100.0%	100.0%
Character development program	Below Average	No Change	Excellent	Excellent
Dollars spent per pupil**	\$11,939	Down 2.6%	\$8,594	\$7,364
Percent of expenditures for instruction**	69.0%	Down from 70.0%	67.0%	68.0%
Percent of expenditures for teacher salaries**	68.0%	Up from 67.0%	63.5%	66.0%
ESEA composite index score	99.5	Up from 95.4	68.1	88.0

* Length of contract = 185+ days.

** Prior year audited financial data available.

EVALUATION RESULTS

	Teachers	Students*	Parents*
Number of surveys returned	17	14	12
Percent satisfied with learning environment	88.2%	92.8%	100%
Percent satisfied with social and physical environment	88.2%	85.7%	83.3%
Percent satisfied with school-home relations	70.6%	92.9%	100%

*Only students at the highest elementary school grade level at this school and their parents were included.

Comprehensive detail, including definitions of ratings, performance criteria, and explanations of status, is available on www.ed.sc.gov and www.eoc.sc.gov as well as school and school district websites.

Printed versions are available from school districts upon request.

REPORT OF PRINCIPAL AND SCHOOL IMPROVEMENT COUNCIL

During the 2012-2013 school year, Gadsden Elementary continued to demonstrate its commitment to student academic achievement and the school's National Blue Ribbon status and motto, "A Place of Great Expectations." Gadsden Elementary earned an ESEA report grade of "A" (95.4), and an Absolute rating of "Good" and a Growth rating of "Excellent" on the SC State Report Card. As a result of these report card grades, Gadsden Elementary earned a Palmetto Gold and Silver Award. Additionally, Gadsden Elementary earned a "Closing the Achievement Gap" award.

With an increased focus on the individual student, Gadsden Elementary continued to progress monitor students' academic performance in effort to ensure our students continued academic growth. Faculty/staff continued to allow data to inform our decision making in the classroom. Small group instruction based on students' area(s) of weakness as identified by MAP, PASS, Dominie and a number of other data sources guided our interventions, as well as classroom instructional practices in effort to continuously move our students forward.

A focus on literacy continued to be an integral part of the school as our reading teacher, as well as all classroom practitioners focused on the use of leveled texts in the classroom, Reading A-Z texts in the classroom via small groups, and Reading Recovery for our 1st grade students to build reading comprehension and fluency and thereby ensure they are ready to demonstrate these skills at the next grade level. Our reading teacher also utilizes Fountas & Pinnell's Leveled Literacy Intervention (LLI) with our Kindergarten through third students that demonstrated the need for additional assistance based on Dominie test results, this support was provided in small groups.

Our family and community were once again invited to become one with the school in the engagement of our students in quality, hands-on learning. Family Science and Math Night, along with our Family Literacy Night, allowed parents to see science, math and reading in action. Hands-on science for the family allowed students and their family to engage in science experiments, get down and dirty with "oobleck", and witness that math too can be fun, engaging and quite tasty – with a jar full of "Skittles" at an estimation station. During our Family Literacy night, our students walked the runway modeling the latest fashion while demonstrating clear, concise and descriptive writing - this prepared them for PASS Writing and made them want to write, while entertaining their family, peers and the community with a fashion show.

Gadsden Elementary continues to ensure that students are soaring to meet the academic standards at each grade level by providing an environment in which students are able to continuously make gains that allow them to meet and exceed grade level expectations through classroom interventions focusing on small group instruction as it continues to be "A Place of Great Expectations".

Karis M. Mazyck, Principal
Sharon Myers, SIC Chair

Abbreviations Key

N/A Not Applicable N/AV Not Available N/C Not Collected N/R Not Reported I/S Insufficient Sample TBD To be determined

NI Newly Identified CSI Continuing School Improvement CA Corrective Action RP Plan to Restructure R Restructure DELAY School Improvement Status HOLD School Improvement Status