



SC Annual School Report Card Summary

Caughman Road Elementary
Richland 1
Grades: PK-5 **Enrollment: 574**
Principal: Jane Wyatt
Superintendent: Dr. Percy A. Mack
Board Chair: Jamie Devine

PERFORMANCE

Comprehensive detail, including definitions of ratings, performance criteria, and explanations of status, is available on www.ed.sc.gov and www.eoc.sc.gov as well as school and school district websites. Printed versions are available from school districts upon request.

YEAR	ABSOLUTE RATING	GROWTH RATING	PALMETTO GOLD AND SILVER AWARD		ESEA/FEDERAL ACCOUNTABILITY RATING SYSTEM	
			General Performance	Closing the Gap	ESEA Grade	Accountability Indicator
2013	Average	Below Average	TBD	TBD	A	N/A
2012	Average	Below Average	N/A	N/A	A	N/A
2011	Average	Below Average	N/A	N/A	Not Met	N/A

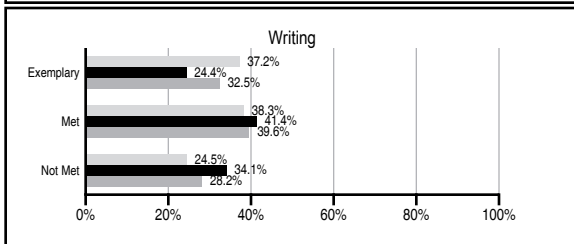
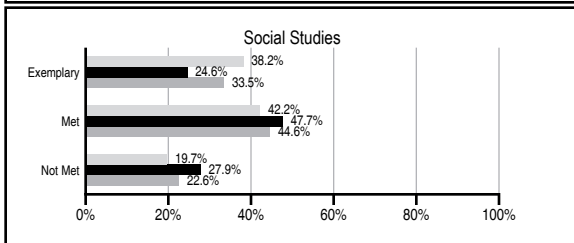
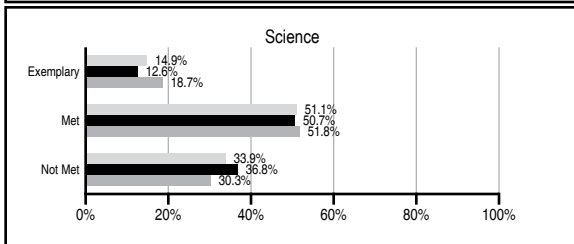
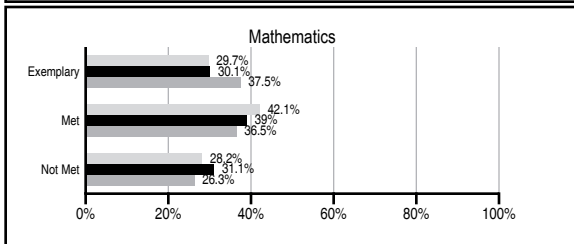
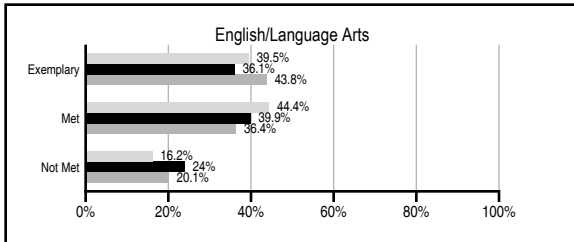
ABSOLUTE RATINGS OF ELEMENTARY SCHOOLS WITH STUDENTS LIKE OURS*

EXCELLENT	GOOD	AVERAGE	BELOW AVERAGE	AT-RISK
10	19	95	14	1

* Ratings are calculated with data available by 11/07/2013. Schools with Students Like Ours are Elementary Schools with Poverty Indices of no more than 5% above or below the index for this school.

PASS PERFORMANCE

Our School
 Elementary Schools with Students Like Ours
 Elementary schools statewide



NAEP PERFORMANCE*

* Performance reported for SC and nation, data not available at school level. Percentages at NAEP Achievement Levels.



SC PERFORMANCE VISION

By 2020 all students will graduate with the knowledge and skills necessary to compete successfully in the global economy, participate in a democratic society and contribute positively as members of families and communities.

Abbreviations Key

N/A Not Applicable N/AV Not Available N/C Not Collected N/R Not Reported I/S Insufficient Sample TBD To be determined

Caughman Road Elementary [Richland 1]

SCHOOL PROFILE

	Our School	Change from Last Year	Elementary Schools with Students Like Ours	Median Elementary School
Students (n=574)				
Retention rate	0.7%	Down from 1.4%	1.2%	0.9%
Attendance rate	96.2%	Down from 96.4%	96.0%	96.3%
Served by gifted and talented program	3.3%	N/A	4.9%	7.2%
With disabilities	9.6%	N/A	14.1%	12.4%
Older than usual for grade	1.2%	N/A	2.6%	1.9%
Out-of-school suspensions or expulsions for violent and/or criminal offenses	0.0%	Down from 0.3%	0.0%	0.0%
Teachers (n=45)				
Teachers with advanced degrees	57.8%	Down from 64.4%	61.0%	62.5%
Continuing contract teachers	80.0%	No Change	83.0%	83.3%
Teachers returning from previous year	87.9%	Down from 93.5%	87.7%	88.3%
Teacher attendance rate	94.0%	Up from 93.2%	94.7%	95.0%
Average teacher salary*	\$50,476	Up 1.2%	\$47,320	\$48,193
Classes not taught by highly qualified teachers	2.5%	Up from 0.0%	0.0%	0.0%
Professional development days/teacher	15.3 days	Up from 10.7 days	11.0 days	11.0 days
School				
Principal's years at school	12.0	Up from 11.0	4.0	4.0
Student-teacher ratio in core subjects	21.3 to 1	Down from 28.3 to 1	19.7 to 1	20.1 to 1
Prime instructional time	89.4%	Up from 89.2%	89.5%	90.0%
Opportunities in the arts	Excellent	No Change	Good	Good
SACS accreditation	Yes	No Change	Yes	Yes
Parents attending conferences	100.0%	No Change	100.0%	100.0%
Character development program	Excellent	Up from Good	Excellent	Excellent
Dollars spent per pupil**	\$7,378	Up 9.4%	\$7,511	\$7,364
Percent of expenditures for instruction**	79.0%	Up from 78.5%	68.0%	68.0%
Percent of expenditures for teacher salaries**	76.0%	Down from 76.2%	65.0%	66.0%
ESEA composite index score	98.0	Up from 97.2	80.9	88.0

* Length of contract = 185+ days.

** Prior year audited financial data available.

EVALUATION RESULTS

	Teachers	Students*	Parents*
Number of surveys returned	46	85	51
Percent satisfied with learning environment	80.4%	78.8%	78.5%
Percent satisfied with social and physical environment	93.1%	83.3%	69.4%
Percent satisfied with school-home relations	60%	74.4%	74%

*Only students at the highest elementary school grade level at this school and their parents were included.

Comprehensive detail, including definitions of ratings, performance criteria, and explanations of status, is available on www.ed.sc.gov and www.eoc.sc.gov as well as school and school district websites.

Printed versions are available from school districts upon request.

REPORT OF PRINCIPAL AND SCHOOL IMPROVEMENT COUNCIL

Caughman Road Elementary School has been accredited by the Southern Association of Colleges and Schools since it was opened in 1970 and served approximately 740 students in grades Pre-K through Fifth Grade this year.

The school utilized the Richland District One Approved Curriculum to enhance student learning. Teachers at every grade level engaged in collaborative planning sessions weekly to ensure they were delivering age appropriate, standards-based lessons. Through Response to Intervention (RtI) kindergarten through fifth grade students were provided extra help in reading. Reading interventionist provided instruction to small groups of students inside and outside of the classroom. Special materials and frequent monitoring of progress were used to ensure a positive path to reading success. All students in grades one through five are engaged in Success Maker and Accelerated Reader programs to strengthen language arts and math skills. In fact, our students became so engaged in reading that they read over 33,669 books this year.

The Montessori Program is an option for all Richland One Parents. A district lottery is held yearly to determine admission to the program at one of the three District Montessori sites. The Montessori program at Caughman is well received by the community and has a waiting list for admission at all times. The school within a school model has worked well at Caughman and this year we bridged our fourth group of Montessori fifth graders that started in the Primary class.

The school has received recognition as a state PBIS (Positive Behavior Intervention School) ribbon winner since 2008. At the beginning of the year, students were taught expectations for behavior and these were reviewed throughout the year by encouraging students to SOAR, an acronym for Safe, On Task, Accountable, and Respectful. Positive behaviors demonstrated by students were acknowledged through SOAR assemblies, Students of the Week, Galaxy Class of the Month, and SOAR bucks. Character development and exposure to a variety of careers are integrated within all subjects as well as provided by the guidance counselor through classroom guidance activities and Career Day.

Numerous Parent University Nights provided parents opportunities to share information on ways they can support and assist the students at home. In partnership with one of our faith based partners, parents in the community were offered free parenting classes and support groups. We believe that building a strong school-home community is vital to the success of our students. For this reason we seek parental and community involvement in all activities. Parent participation in school activities such as Veterans' Day Celebration, Grandparent's Day, Awards Assemblies, Harvest Fest, Student plays and concerts, and Field Day is always strong. Through the tireless efforts of our students, teachers, parents and community, Caughman Road Elementary is making great progress.

Jane H. Wyatt, Principal □□□ Chanta McCoy, SIC Chair

Abbreviations Key

N/A Not Applicable N/AV Not Available N/C Not Collected N/R Not Reported I/S Insufficient Sample TBD To be determined

NI Newly Identified CSI Continuing School Improvement CA Corrective Action RP Plan to Restructure R Restructure DELAY School Improvement Status HOLD School Improvement Status