



SC Annual School Report Card Summary

West End Elementary
 Pickens County
 Grades: PK-5 Enrollment: 678
 Principal: Angie Rodgers
 Superintendent: Dr. Kelly Pew, Ph. D.
 Board Chair: Judy Edwards

PERFORMANCE

Comprehensive detail, including definitions of ratings, performance criteria, and explanations of status, is available on www.ed.sc.gov and www.eoc.sc.gov as well as school and school district websites. Printed versions are available from school districts upon request.

YEAR	ABSOLUTE RATING	GROWTH RATING	PALMETTO GOLD AND SILVER AWARD		ESEA/FEDERAL ACCOUNTABILITY RATING SYSTEM	
			General Performance	Closing the Gap	ESEA Grade	Accountability Indicator
2013	Excellent	Excellent	TBD	TBD	A	Reward
2012	Excellent	Excellent	Gold	N/A	A	Reward
2011	Excellent	Good	Gold	Silver	Not Met	N/A

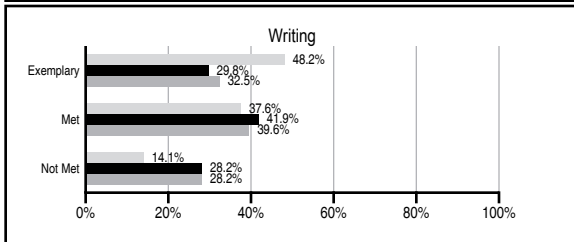
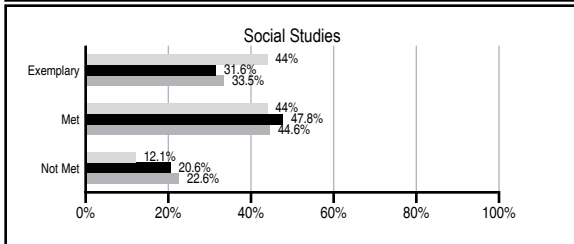
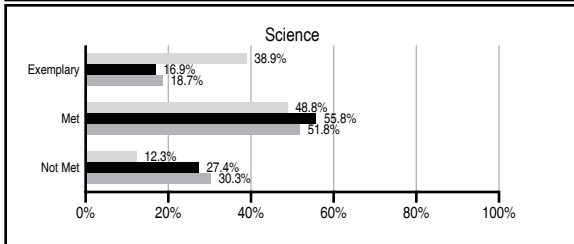
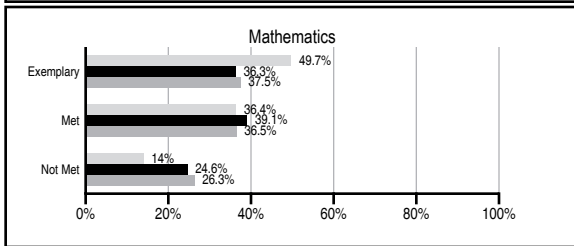
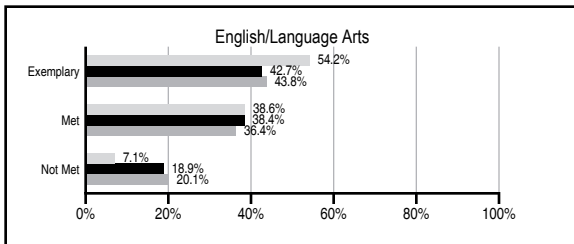
ABSOLUTE RATINGS OF ELEMENTARY SCHOOLS WITH STUDENTS LIKE OURS*

EXCELLENT	GOOD	AVERAGE	BELOW AVERAGE	AT-RISK
14	49	57	1	0

* Ratings are calculated with data available by 11/07/2013. Schools with Students Like Ours are Elementary Schools with Poverty Indices of no more than 5% above or below the index for this school.

PASS PERFORMANCE

Our School
 Elementary Schools with Students Like Ours
 Elementary schools statewide



NAEP PERFORMANCE*

* Performance reported for SC and nation, data not available at school level. Percentages at NAEP Achievement Levels.



SC PERFORMANCE VISION

By 2020 all students will graduate with the knowledge and skills necessary to compete successfully in the global economy, participate in a democratic society and contribute positively as members of families and communities.

Abbreviations Key

N/A Not Applicable N/AV Not Available N/C Not Collected N/R Not Reported I/S Insufficient Sample TBD To be determined

West End Elementary [Pickens County]

SCHOOL PROFILE

	Our School	Change from Last Year	Elementary Schools with Students Like Ours	Median Elementary School
Students (n=678)				
Retention rate	0.6%	Down from 1.0%	1.3%	0.9%
Attendance rate	96.3%	Up from 96.2%	96.2%	96.3%
Served by gifted and talented program	10.5%	N/A	7.0%	7.2%
With disabilities	11.3%	N/A	14.0%	12.4%
Older than usual for grade	1.5%	N/A	2.3%	1.9%
Out-of-school suspensions or expulsions for violent and/or criminal offenses	0.0%	Down from 0.1%	0.0%	0.0%
Teachers (n=51)				
Teachers with advanced degrees	49.0%	No Change	62.4%	62.5%
Continuing contract teachers	88.2%	Up from 87.8%	85.5%	83.3%
Teachers returning from previous year	91.8%	Down from 93.1%	89.4%	88.3%
Teacher attendance rate	95.4%	Up from 95.3%	94.7%	95.0%
Average teacher salary*	\$45,759	Up 0.1%	\$48,718	\$48,193
Classes not taught by highly qualified teachers	0.0%	No Change	0.0%	0.0%
Professional development days/teacher	12.8 days	Down from 15.8 days	11.2 days	11.0 days
School				
Principal's years at school	7.0	Up from 6.0	5.0	4.0
Student-teacher ratio in core subjects	18.1 to 1	Down from 19.2 to 1	20.1 to 1	20.1 to 1
Prime instructional time	89.9%	Up from 89.2%	89.8%	90.0%
Opportunities in the arts	Good	No Change	Good	Good
SACS accreditation	Yes	No Change	Yes	Yes
Parents attending conferences	100.0%	No Change	100.0%	100.0%
Character development program	Excellent	No Change	Excellent	Excellent
Dollars spent per pupil**	\$8,127	Up 3.1%	\$7,240	\$7,364
Percent of expenditures for instruction**	63.0%	Down from 63.2%	68.0%	68.0%
Percent of expenditures for teacher salaries**	60.0%	Up from 57.5%	66.0%	66.0%
ESEA composite index score	100.0	Up from 91.6	88.2	88.0

* Length of contract = 185+ days.

** Prior year audited financial data available.

EVALUATION RESULTS

	Teachers	Students*	Parents*
Number of surveys returned	49	103	61
Percent satisfied with learning environment	100%	93.2%	93.4%
Percent satisfied with social and physical environment	100%	96.1%	90.2%
Percent satisfied with school-home relations	93.8%	92.2%	93.4%

*Only students at the highest elementary school grade level at this school and their parents were included.

Comprehensive detail, including definitions of ratings, performance criteria, and explanations of status, is available on www.ed.sc.gov and www.eoc.sc.gov as well as school and school district websites.

Printed versions are available from school districts upon request.

REPORT OF PRINCIPAL AND SCHOOL IMPROVEMENT COUNCIL

West End Elementary School serves a diverse population of around 735 students in K4 through fifth grade. The school's vision statement is "Learning Today, Leading Tomorrow." Parents, teachers, and staff strive to work together as a team to provide a well-rounded program for all students. The PTA, SIC, and business partners are supportive of the vision of the school. Parents participate in school activities by volunteering, and by attending conferences, school events, and parent workshops.

West End is in its third year as a Title I School-Wide Model School. The school's Title I Plan includes personnel to lower class size, instructional materials and supplies to address weaknesses in math and reading, and professional development opportunities to assist teachers as they endeavor to continuously improve instruction. Parent workshops are scheduled to assist parents as they work with their children academically and behaviorally.

Quality instruction for all students is a focus at West End. School-level professional development activities are planned to meet this goal. Each teacher participates in a professional learning community that meets weekly during the school day. These professional learning communities analyze data and implement strategies to target student strengths and weaknesses in order to raise student achievement. Teachers work together to plan instruction based on the South Carolina Curriculum Standards and continue to prepare for implementation of the Common Core State Standards. The results of PASS (Palmetto Assessment of State Standards), MAP (Measures of Academic Progress), and classroom assessments are analyzed to determine instructional strengths and weaknesses and develop strategies to remediate and accelerate students. West End earned Palmetto Gold recognition for overall student achievement for the 2011-12 school year. The SC State Department of Education designated West End as a Title I Reward School for Performance recognizing West End as one of the highest performing Title I schools in a given year.

The faculty and staff recognize the importance of relationship building with families.

West End continues to implement a school-wide positive behavior program through which students are encouraged to demonstrate the qualities of good students and are rewarded and recognized through a ticket reward system. This system reduces office referrals and has given an encouraging boost to the overall school climate. Special events for parents provide opportunities to attend informational workshops scheduled at various times. Workshops are also conducted off campus to better accommodate parents. A parent resource center is stocked with materials for parent sign-out to help parents as they work with their children.

During 2012-13, various enrichment programs were available for students including a volunteer reading buddy program and mentoring programs for boys and girls. Students participate in the Accelerated Reader Program, recycling team, safety patrol, the Jet Toy Challenge, the Young Writer's Conference, a music festival, local art shows, a variety show (talent showcase), field trips, service learning projects, and honors chorus.

David Waddington, SIC Chairperson
Angie Rodgers, Principal

Abbreviations Key

N/A Not Applicable N/AV Not Available N/C Not Collected N/R Not Reported I/S Insufficient Sample TBD To be determined

NI Newly Identified CSI Continuing School Improvement CA Corrective Action RP Plan to Restructure R Restructure DELAY School Improvement Status HOLD School Improvement Status