



# SC Annual School Report Card Summary

Pickens Elementary  
 Pickens County  
 Grades: PK-5 Enrollment: 457  
 Principal: Dr. Allen Fain  
 Superintendent: Dr. Kelly Pew, Ph. D.  
 Board Chair: Judy Edwards

## PERFORMANCE

Comprehensive detail, including definitions of ratings, performance criteria, and explanations of status, is available on [www.ed.sc.gov](http://www.ed.sc.gov) and [www.eoc.sc.gov](http://www.eoc.sc.gov) as well as school and school district websites. Printed versions are available from school districts upon request.

YEAR	ABSOLUTE RATING	GROWTH RATING	PALMETTO GOLD AND SILVER AWARD		ESEA/FEDERAL ACCOUNTABILITY RATING SYSTEM	
			General Performance	Closing the Gap	ESEA Grade	Accountability Indicator
2013	Good	Average	TBD	TBD	B	N/A
2012	Good	Good	Silver	N/A	A	N/A
2011	Good	Good	Silver	N/A	Met	N/A

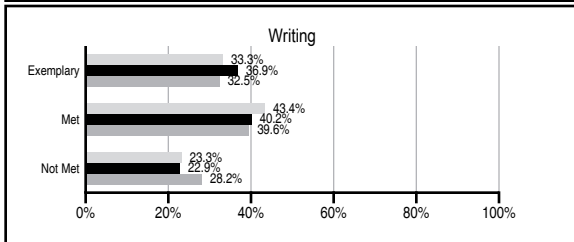
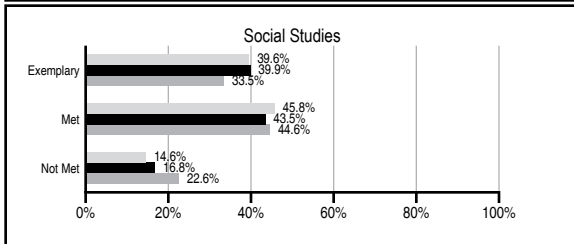
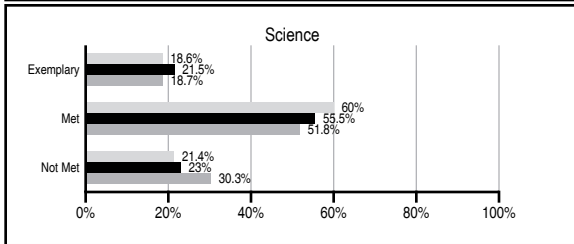
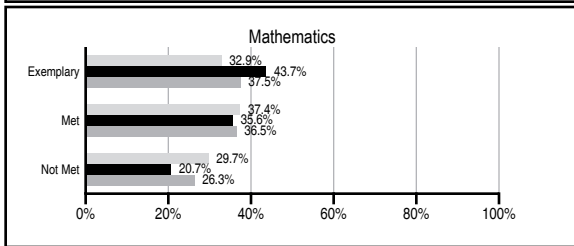
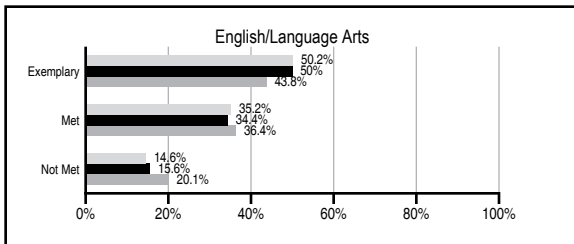
## ABSOLUTE RATINGS OF ELEMENTARY SCHOOLS WITH STUDENTS LIKE OURS\*

EXCELLENT	GOOD	AVERAGE	BELOW AVERAGE	AT-RISK
38	43	19	0	1

\* Ratings are calculated with data available by 11/07/2013. Schools with Students Like Ours are Elementary Schools with Poverty Indices of no more than 5% above or below the index for this school.

## PASS PERFORMANCE

Our School  
 Elementary Schools with Students Like Ours  
 Elementary schools statewide



## NAEP PERFORMANCE\*

\* Performance reported for SC and nation, data not available at school level. Percentages at NAEP Achievement Levels.



## SC PERFORMANCE VISION

*By 2020 all students will graduate with the knowledge and skills necessary to compete successfully in the global economy, participate in a democratic society and contribute positively as members of families and communities.*

### Abbreviations Key

N/A Not Applicable N/AV Not Available N/C Not Collected N/R Not Reported I/S Insufficient Sample TBD To be determined

# Pickens Elementary [Pickens County]

## SCHOOL PROFILE

	Our School	Change from Last Year	Elementary Schools with Students Like Ours	Median Elementary School
<b>Students (n=457)</b>				
Retention rate	1.3%	Down from 3.0%	0.9%	0.9%
Attendance rate	96.2%	Down from 96.4%	96.4%	96.3%
Served by gifted and talented program	15.8%	N/A	9.7%	7.2%
With disabilities	15.6%	N/A	12.3%	12.4%
Older than usual for grade	2.3%	N/A	1.6%	1.9%
Out-of-school suspensions or expulsions for violent and/or criminal offenses	0.0%	Down from 0.4%	0.0%	0.0%
<b>Teachers (n=32)</b>				
Teachers with advanced degrees	56.3%	Up from 55.9%	63.8%	62.5%
Continuing contract teachers	87.5%	Up from 79.4%	86.8%	83.3%
Teachers returning from previous year	90.8%	Down from 91.1%	89.8%	88.3%
Teacher attendance rate	94.6%	Down from 94.7%	95.0%	95.0%
Average teacher salary*	\$47,185	Up 1.0%	\$49,245	\$48,193
Classes not taught by highly qualified teachers	0.0%	No Change	0.0%	0.0%
Professional development days/teacher	15.1 days	Up from 12.4 days	12.1 days	11.0 days
<b>School</b>				
Principal's years at school	1.0	Down from 6.0	5.0	4.0
Student-teacher ratio in core subjects	19.1 to 1	Up from 18.6 to 1	20.6 to 1	20.1 to 1
Prime instructional time	89.0%	Down from 89.6%	90.3%	90.0%
Opportunities in the arts	Good	No Change	Good	Good
SACS accreditation	Yes	No Change	Yes	Yes
Parents attending conferences	100.0%	No Change	100.0%	100.0%
Character development program	Excellent	Up from Average	Excellent	Excellent
Dollars spent per pupil**	\$7,948	Down 6.4%	\$7,077	\$7,364
Percent of expenditures for instruction**	63.0%	Up from 60.1%	69.0%	68.0%
Percent of expenditures for teacher salaries**	60.0%	Up from 58.4%	66.0%	66.0%
ESEA composite index score	88.0	Down from 91.3	90.6	88.0

\* Length of contract = 185+ days.

\*\* Prior year audited financial data available.

## EVALUATION RESULTS

	Teachers	Students*	Parents*
Number of surveys returned	25	81	42
Percent satisfied with learning environment	100%	76.5%	85.7%
Percent satisfied with social and physical environment	92.3%	86.4%	82.9%
Percent satisfied with school-home relations	96.1%	81.5%	92.8%

\*Only students at the highest elementary school grade level at this school and their parents were included.

## REPORT OF PRINCIPAL AND SCHOOL IMPROVEMENT COUNCIL

Pickens Elementary School is a two-time Palmetto Silver Achievement Award winner and back to back Red Carpet Award winning community school that has long been a sparkling flame of Pickens County. The present building has served elementary school children for more than 40 years. We are the home of the "sparklers", where all our learners "sparkle." Our school has a population of 471 students served by 59 teachers and staff members. Classes range from four-year-old kindergarten to fifth grade. The majority of these students spend all of their elementary years at Pickens Elementary.

The school is home for two of the school district's self-contained special education classrooms. We have a pre-school self-contained special needs program specially designed to serve three, four, and five-year old students and another K-5 Educable Mentally Disabled self-contained classroom. Teachers and students at all levels work closely together to enjoy learning together as a family.

Pickens Elementary has several National Board Certified teachers. At our school students participate in student council, choral festivals, school safety patrols, artist in residence week, character education program, food and charity drives, science fair, spelling bee contest, after school care activities, Good New's self esteem program, scout programs, recycling programs, Hope Club gardening activities, community art displays, essay writing and poster contests, school wide SPARKLE discipline program, attendance and reading incentives, MAP testing incentives, and many others. All members of our school family realize and value the worth of student achievement and each other as we work together to make our school an outstanding place to learn.

Many awards and accomplishments result from work and dedication. From SACS CASI accreditation for our school to district essay contest winners to spelling bee champions to science fair award winners, Pickens Elementary is an annual recipient of many awards. Teachers, staff and parents log countless hours at our school because we are all dedicated to caring for our students and believe in what we do for children. Pickens Elementary maintains a focused vision, can-do attitude and a strong commitment to make a difference in the lives of our students. Working together we can reach high achievement levels and reach out to others at the same time, helping our children truly "sparkle" from the outside and the inside.

Dr. Allen Fain, Ed.D., Principal  
Scott Kelley, Chairperson SIC

Comprehensive detail, including definitions of ratings, performance criteria, and explanations of status, is available on [www.ed.sc.gov](http://www.ed.sc.gov) and [www.eoc.sc.gov](http://www.eoc.sc.gov) as well as school and school district websites.

Printed versions are available from school districts upon request.

### Abbreviations Key

N/A Not Applicable N/AV Not Available N/C Not Collected N/R Not Reported I/S Insufficient Sample TBD To be determined  
NI Newly Identified CSI Continuing School Improvement CA Corrective Action RP Plan to Restructure R Restructure DELAY School Improvement Status HOLD School Improvement Status