



SC Annual School Report Card Summary

Clemson Elementary
 Pickens County
 Grades: PK-5 Enrollment: 769
 Principal: Dr. Ken Weichel
 Superintendent: Dr. Kelly Pew, Ph. D.
 Board Chair: Judy Edwards

PERFORMANCE

Comprehensive detail, including definitions of ratings, performance criteria, and explanations of status, is available on www.ed.sc.gov and www.eoc.sc.gov as well as school and school district websites. Printed versions are available from school districts upon request.

YEAR	ABSOLUTE RATING	GROWTH RATING	PALMETTO GOLD AND SILVER AWARD		ESEA/FEDERAL ACCOUNTABILITY RATING SYSTEM	
			General Performance	Closing the Gap	ESEA Grade	Accountability Indicator
2013	Excellent	Excellent	TBD	TBD	A	N/A
2012	Excellent	Excellent	Gold	Gold	A	N/A
2011	Excellent	Excellent	Gold	N/A	Not Met	N/A

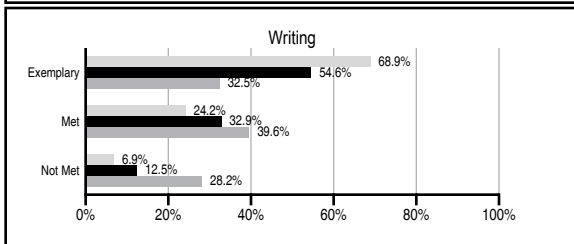
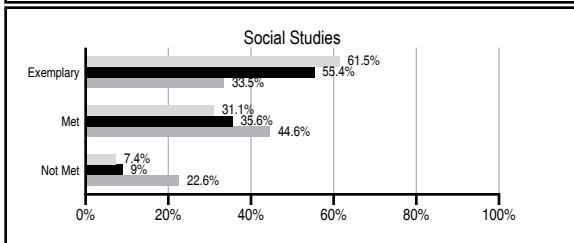
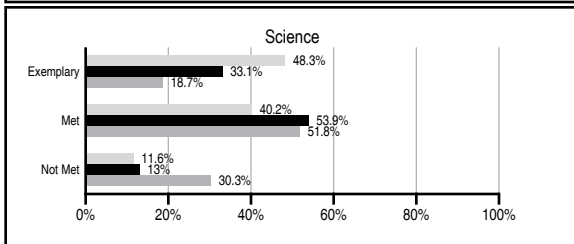
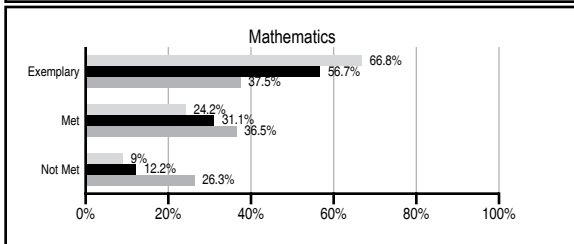
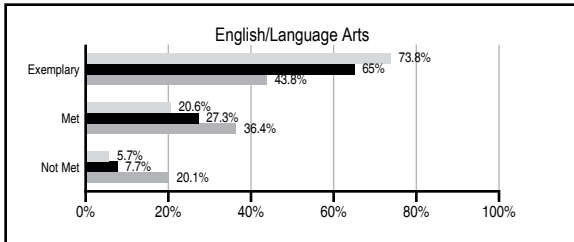
ABSOLUTE RATINGS OF ELEMENTARY SCHOOLS WITH STUDENTS LIKE OURS*

EXCELLENT	GOOD	AVERAGE	BELOW AVERAGE	AT-RISK
23	0	1	0	0

* Ratings are calculated with data available by 11/07/2013. Schools with Students Like Ours are Elementary Schools with Poverty Indices of no more than 5% above or below the index for this school.

PASS PERFORMANCE

Our School Elementary Schools with Students Like Ours Elementary schools statewide



NAEP PERFORMANCE*

* Performance reported for SC and nation, data not available at school level. Percentages at NAEP Achievement Levels.



SC PERFORMANCE VISION

By 2020 all students will graduate with the knowledge and skills necessary to compete successfully in the global economy, participate in a democratic society and contribute positively as members of families and communities.

Abbreviations Key

N/A Not Applicable N/AV Not Available N/C Not Collected N/R Not Reported I/S Insufficient Sample TBD To be determined

Clemson Elementary [Pickens County]

SCHOOL PROFILE

	Our School	Change from Last Year	Elementary Schools with Students Like Ours	Median Elementary School
Students (n=769)				
Retention rate	1.0%	Up from 0.8%	0.7%	0.9%
Attendance rate	97.3%	Down from 97.4%	96.8%	96.3%
Served by gifted and talented program	22.0%	N/A	14.4%	7.2%
With disabilities	10.6%	N/A	10.3%	12.4%
Older than usual for grade	1.6%	N/A	0.9%	1.9%
Out-of-school suspensions or expulsions for violent and/or criminal offenses	0.4%	Up from 0.1%	0.0%	0.0%
Teachers (n=53)				
Teachers with advanced degrees	79.2%	Down from 81.3%	67.5%	62.5%
Continuing contract teachers	88.7%	Down from 91.7%	84.0%	83.3%
Teachers returning from previous year	88.5%	Up from 87.1%	90.5%	88.3%
Teacher attendance rate	93.0%	Down from 94.1%	95.2%	95.0%
Average teacher salary*	\$48,739	Up 3.1%	\$49,380	\$48,193
Classes not taught by highly qualified teachers	3.6%	Up from 0.0%	0.0%	0.0%
Professional development days/teacher	14.1 days	Up from 11.1 days	10.8 days	11.0 days
School				
Principal's years at school	9.0	Up from 7.0	3.5	4.0
Student-teacher ratio in core subjects	20.6 to 1	Up from 20.4 to 1	20.6 to 1	20.1 to 1
Prime instructional time	88.6%	Down from 89.7%	91.0%	90.0%
Opportunities in the arts	Good	No Change	Good	Good
SACS accreditation	Yes	No Change	Yes	Yes
Parents attending conferences	99.4%	Down from 100.0%	100.0%	100.0%
Character development program	Excellent	No Change	Excellent	Excellent
Dollars spent per pupil**	\$7,178	Up 2.0%	\$6,997	\$7,364
Percent of expenditures for instruction**	66.0%	Up from 62.8%	69.0%	68.0%
Percent of expenditures for teacher salaries**	63.0%	Up from 61.4%	68.0%	66.0%
ESEA composite index score	93.9	Down from 95.9	93.4	88.0

* Length of contract = 185+ days.

** Prior year audited financial data available.

EVALUATION RESULTS

	Teachers	Students*	Parents*
Number of surveys returned	43	114	72
Percent satisfied with learning environment	97.7%	92.1%	88.9%
Percent satisfied with social and physical environment	100%	91.2%	90.6%
Percent satisfied with school-home relations	100%	94.8%	93.3%

*Only students at the highest elementary school grade level at this school and their parents were included.

Comprehensive detail, including definitions of ratings, performance criteria, and explanations of status, is available on www.ed.sc.gov and www.eoc.sc.gov as well as school and school district websites.

Printed versions are available from school districts upon request.

REPORT OF PRINCIPAL AND SCHOOL IMPROVEMENT COUNCIL

Clemson Elementary School is a student-centered, high-achieving school serving over 800 students from 4K through grade five. Our eleven year old building is a beautiful, state-of-the-art facility designed to promote maximum student learning in a safe, caring environment. The facility includes athletic fields, playgrounds, theme gardens, wall murals, a nature trail, a barn, a full-size gym, and outdoor classrooms. Our school has an award-winning, outstanding staff dedicated to helping all students grow and succeed. Our school enjoys continual support from our parents and community. The PTA and School Improvement Council are instrumental in our planning and improvement process.

Sustained, high student achievement remains a trademark of our school. Our standardized test scores traditionally rank among the highest in South Carolina. We are proud to have earned an "Excellent" in both Absolute and Improvement ratings on our five most recent state Report Cards in addition to being one of the few schools across the state to have earned a prestigious Palmetto Gold Award each of the nine years the state offered the award. Clemson Elementary is a Red Carpet School for being family friendly. We were a finalist for the Carolina First Palmetto's Finest Award three times over the past ten years. Academic achievement is enhanced through the use of Write from the Beginning, MAP testing, Classworks, America Reads, Odyssey of the Mind, Reading Interventionist, Math Super Stars, STEM efforts (Lego, sailboats, and Jet Toy) in science, Accelerated Reader, team teaching, and other on-going instructional efforts. Implementing multi-age classes links instruction to student learning styles while presenting parents alternative choices. A partnership with Littlejohn Community Center provides after school tutoring through Club Edge. This is our second year partnering with the OLWEUS bully prevention program.

We believe service learning is a vehicle for our students to learn good citizenship and compassion for others. Among our student and staff efforts are gathering canned goods for a local food bank, collecting toys for Country Santa, Jump Rope for Heart, Special Olympics, Buck-a-Book, Beading Tiger Cubs, and Relay for Life.

We believe learning is a commitment extending beyond school hours and days. To this end, we offer students many opportunities to extend their learning. Jump Rope Team, Math Superstars, chorus, Chess Club, and Future Engineers meet either before or after school. Over 300 students are served daily in our after-school-care programs. PTA sponsors the International Festival, an ice cream social, and family dinner nights. The PTA Go Green team stresses environmental awareness with Walk to School Days. Teachers extend classroom learning with events such as Something Special, field trips, musical productions, guest speakers, artists in residence, volunteer tutoring, and Special Olympics. A partnership with the City of Clemson opens our facility after hours and during the summer to benefit our children.

The future challenges us to maintain our high academic standards, yet still meet the demands of serving an increasingly diverse student population. We continue reaching out to fulfill community needs while welcoming others' help to meet our students' needs. We seek to create a culture of excellence in teaching and learning as we strive to embody our motto, "Clemson Elementary, where every day is a great day to learn."

Dr. Kenneth H. Weichel, Principal
Mrs. Nichole Krieger, School Improvement Council Chair

Abbreviations Key

N/A Not Applicable N/AV Not Available N/C Not Collected N/R Not Reported I/S Insufficient Sample TBD To be determined
NI Newly Identified CSI Continuing School Improvement CA Corrective Action RP Plan to Restructure R Restructure DELAY School Improvement Status HOLD School Improvement Status