



# SC Annual School Report Card Summary

Holly Springs Elementary  
 Pickens County  
 Grades: PK-5 Enrollment: 218  
 Principal: Donna Shelton Harden  
 Superintendent: Dr. Kelly Pew, Ph. D.  
 Board Chair: Judy Edwards

## PERFORMANCE

Comprehensive detail, including definitions of ratings, performance criteria, and explanations of status, is available on [www.ed.sc.gov](http://www.ed.sc.gov) and [www.eoc.sc.gov](http://www.eoc.sc.gov) as well as school and school district websites. Printed versions are available from school districts upon request.

YEAR	ABSOLUTE RATING	GROWTH RATING	PALMETTO GOLD AND SILVER AWARD		ESEA/FEDERAL ACCOUNTABILITY RATING SYSTEM	
			General Performance	Closing the Gap	ESEA Grade	Accountability Indicator
2013	Excellent	Good	TBD	TBD	A	N/A
2012	Excellent	Excellent	Gold	Silver	A	N/A
2011	Excellent	Excellent	Gold	Silver	Met	N/A

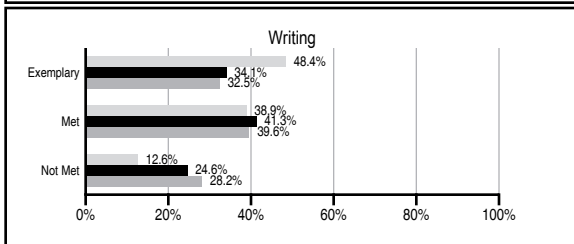
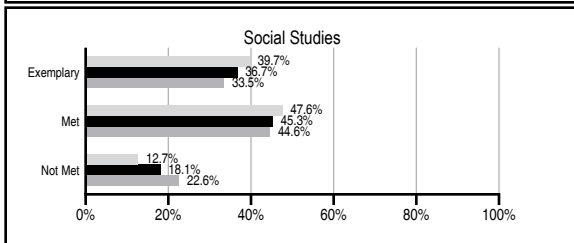
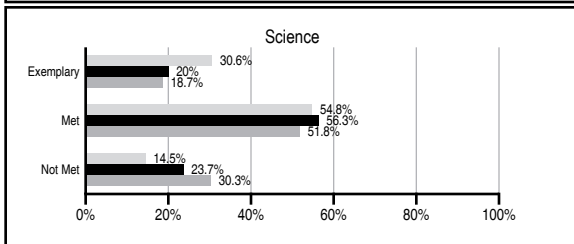
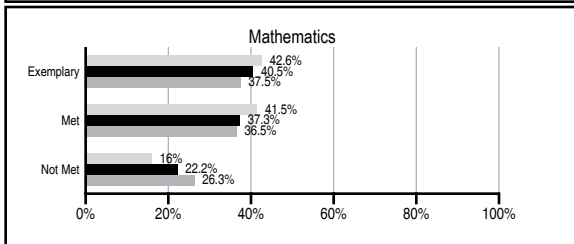
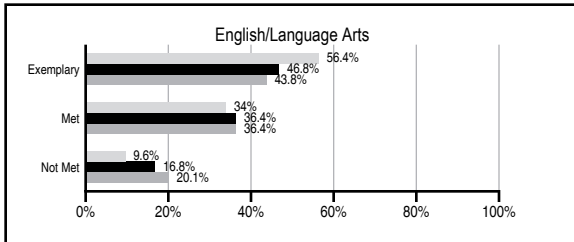
## ABSOLUTE RATINGS OF ELEMENTARY SCHOOLS WITH STUDENTS LIKE OURS\*

EXCELLENT	GOOD	AVERAGE	BELOW AVERAGE	AT-RISK
34	45	36	0	0

\* Ratings are calculated with data available by 11/07/2013. Schools with Students Like Ours are Elementary Schools with Poverty Indices of no more than 5% above or below the index for this school.

## PASS PERFORMANCE

Our School Elementary Schools with Students Like Ours Elementary schools statewide



## NAEP PERFORMANCE\*

\* Performance reported for SC and nation, data not available at school level. Percentages at NAEP Achievement Levels.



## SC PERFORMANCE VISION

By 2020 all students will graduate with the knowledge and skills necessary to compete successfully in the global economy, participate in a democratic society and contribute positively as members of families and communities.

### Abbreviations Key

N/A Not Applicable N/AV Not Available N/C Not Collected N/R Not Reported I/S Insufficient Sample TBD To be determined

# Holly Springs Elementary [Pickens County]

## SCHOOL PROFILE

	Our School	Change from Last Year	Elementary Schools with Students Like Ours	Median Elementary School
<b>Students (n=218)</b>				
Retention rate	1.9%	Down from 3.4%	1.2%	0.9%
Attendance rate	95.9%	No Change	96.2%	96.3%
Served by gifted and talented program	10.9%	N/A	8.6%	7.2%
With disabilities	17.5%	N/A	13.0%	12.4%
Older than usual for grade	3.9%	N/A	2.2%	1.9%
Out-of-school suspensions or expulsions for violent and/or criminal offenses	0.0%	No Change	0.0%	0.0%
<b>Teachers (n=16)</b>				
Teachers with advanced degrees	68.8%	Up from 64.7%	63.0%	62.5%
Continuing contract teachers	100.0%	Up from 94.1%	86.8%	83.3%
Teachers returning from previous year	89.0%	Down from 91.0%	89.6%	88.3%
Teacher attendance rate	97.0%	Down from 97.2%	95.0%	95.0%
Average teacher salary*	\$51,474	Up 4.9%	\$48,652	\$48,193
Classes not taught by highly qualified teachers	0.0%	No Change	0.0%	0.0%
Professional development days/teacher	15.6 days	Up from 11.4 days	11.1 days	11.0 days
<b>School</b>				
Principal's years at school	9.0	Up from 8.0	5.0	4.0
Student-teacher ratio in core subjects	20.2 to 1	Up from 19.5 to 1	20.6 to 1	20.1 to 1
Prime instructional time	90.9%	Down from 91.3%	90.1%	90.0%
Opportunities in the arts	Good	No Change	Good	Good
SACS accreditation	Yes	No Change	Yes	Yes
Parents attending conferences	100.0%	No Change	100.0%	100.0%
Character development program	Good	No Change	Excellent	Excellent
Dollars spent per pupil**	\$9,393	Up 1.5%	\$6,898	\$7,364
Percent of expenditures for instruction**	63.0%	Up from 56.6%	68.0%	68.0%
Percent of expenditures for teacher salaries**	59.0%	Up from 55.5%	66.0%	66.0%
ESEA composite index score	99.0	No Change	88.7	88.0

\* Length of contract = 185+ days.

\*\* Prior year audited financial data available.

## EVALUATION RESULTS

	Teachers	Students*	Parents*
Number of surveys returned	15	25	23
Percent satisfied with learning environment	100%	100%	95.7%
Percent satisfied with social and physical environment	100%	96%	100%
Percent satisfied with school-home relations	100%	100%	95.5%

\*Only students at the highest elementary school grade level at this school and their parents were included.

## REPORT OF PRINCIPAL AND SCHOOL IMPROVEMENT COUNCIL

Holly Springs Elementary School is located in the rural mountainous northern section of Pickens County. We serve students in grades K4 through fifth. We are a child-centered "community" school with the motto "Holly Springs Elementary, Where Small Paws Make Big Impressions" which is indicative of the emphasis we place on the welfare of our wonderful student population. With the help of our PTO and community, we provide excellent instruction in a warm and inviting atmosphere. We are very proud of the accomplishments of our students and staff. We were a Scholastic Book Fairs, "Kids Are Authors," national winners for five years in a row. We have won first place on three occasions and received an honorable mention two years. No other school in the nation has ever won the award more than once. Another national award was won in 2004 for the Pizza Hut "Book It" contest. Our fifth grade class competed nationally and won \$20,000.00 for our school library along with a Nickelodeon celebration for the entire school. For the past twelve years, we have had students receive gold and silver awards at the district level science fair. We are certified as a "School Yard Habitat" by the National Wildlife Federation and received a "Carolina Fence Garden" certification from the South Carolina Wildlife Federation. A community garden club helps maintain the grounds. Holly Springs Elementary has a very effective guidance program that promotes service learning in our students. Our guidance counselor was named "South Carolina Counselor of the Year" in 2000. The fall festival, spring fling, reading celebration, family fun nights and fifth grade celebration involve the entire community. With the addition of the Young Appalachian Musicians Program, our school and community relations have grown to a new level. Beginning in January 2008, students participated in music lessons learning how to play traditional blue grass music. This program has now been expanded into many other neighboring schools including schools at the middle and high levels and is gaining state-wide and national attention. Holly Springs Elementary has been recognized for student achievement with both Palmetto Gold and Silver awards over the past nine years with the most recent being Palmetto Gold awards in the General Performance category as well as Palmetto Silver for Closing the Achievement Gap. Several grants have been awarded to Holly Springs Elementary School in recent years. Grants include \$26,000.00 from the National Endowment of the Arts awarded in the spring of 2010, along with numerous EIA grants, Eat Smart It's In the Garden and various South Carolina Humanities Council Grants. We were named a Red Carpet School in 2006 by the State Department of Education for having a family-friendly school environment and providing excellent customer service. Holly Springs Elementary was one of three schools in our state to be named a NATIONAL BLUE RIBBON SCHOOL in November 2011.

Donna Harden, Principal & Kristy Mauldin, Chairperson, School Improvement Council

Comprehensive detail, including definitions of ratings, performance criteria, and explanations of status, is available on [www.ed.sc.gov](http://www.ed.sc.gov) and [www.eoc.sc.gov](http://www.eoc.sc.gov) as well as school and school district websites.

Printed versions are available from school districts upon request.

### Abbreviations Key

N/A Not Applicable N/AV Not Available N/C Not Collected N/R Not Reported I/S Insufficient Sample TBD To be determined

NI Newly Identified CSI Continuing School Improvement CA Corrective Action RP Plan to Restructure R Restructure DELAY School Improvement Status HOLD School Improvement Status