



SC Annual School Report Card Summary

Hagood Elementary School
 Pickens County
 Grades: PK-5 Enrollment: 312
 Principal: Karen D. Jackson
 Superintendent: Dr. Kelly Pew, Ph. D.
 Board Chair: Judy Edwards

PERFORMANCE

Comprehensive detail, including definitions of ratings, performance criteria, and explanations of status, is available on www.ed.sc.gov and www.eoc.sc.gov as well as school and school district websites. Printed versions are available from school districts upon request.

YEAR	ABSOLUTE RATING	GROWTH RATING	PALMETTO GOLD AND SILVER AWARD		ESEA/FEDERAL ACCOUNTABILITY RATING SYSTEM	
			General Performance	Closing the Gap	ESEA Grade	Accountability Indicator
2013	Average	Average	TBD	TBD	B	N/A
2012	Average	Average	N/A	N/A	D	N/A
2011	Average	Average	Silver	N/A	Not Met	N/A

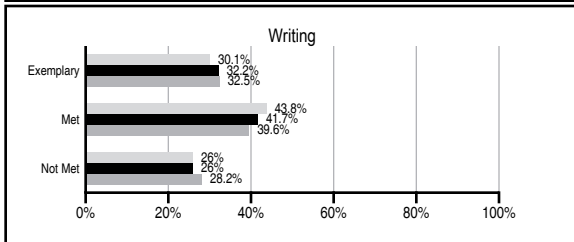
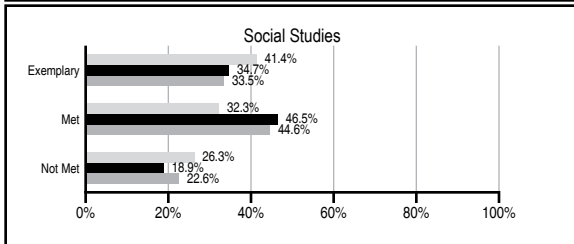
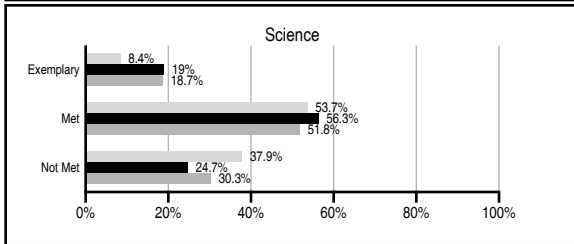
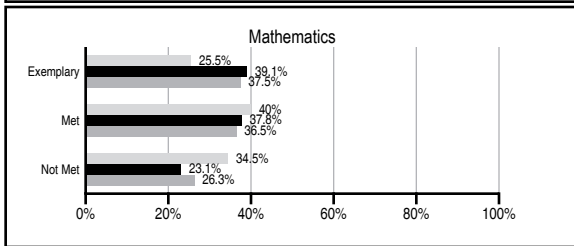
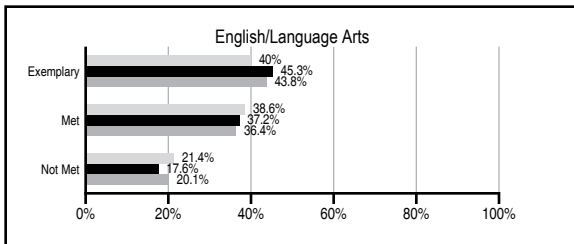
ABSOLUTE RATINGS OF ELEMENTARY SCHOOLS WITH STUDENTS LIKE OURS*

EXCELLENT	GOOD	AVERAGE	BELOW AVERAGE	AT-RISK
26	46	46	0	0

* Ratings are calculated with data available by 11/07/2013. Schools with Students Like Ours are Elementary Schools with Poverty Indices of no more than 5% above or below the index for this school.

PASS PERFORMANCE

Our School
 Elementary Schools with Students Like Ours
 Elementary schools statewide



NAEP PERFORMANCE*

* Performance reported for SC and nation, data not available at school level. Percentages at NAEP Achievement Levels.



SC PERFORMANCE VISION

By 2020 all students will graduate with the knowledge and skills necessary to compete successfully in the global economy, participate in a democratic society and contribute positively as members of families and communities.

Abbreviations Key

N/A Not Applicable N/AV Not Available N/C Not Collected N/R Not Reported I/S Insufficient Sample TBD To be determined

Hagood Elementary School [Pickens County]

SCHOOL PROFILE

	Our School	Change from Last Year	Elementary Schools with Students Like Ours	Median Elementary School
Students (n=312)				
Retention rate	2.2%	Up from 1.2%	1.2%	0.9%
Attendance rate	96.7%	Up from 96.6%	96.2%	96.3%
Served by gifted and talented program	10.5%	N/A	8.5%	7.2%
With disabilities	18.0%	N/A	13.7%	12.4%
Older than usual for grade	2.4%	N/A	2.3%	1.9%
Out-of-school suspensions or expulsions for violent and/or criminal offenses	0.0%	No Change	0.0%	0.0%
Teachers (n=24)				
Teachers with advanced degrees	75.0%	No Change	62.5%	62.5%
Continuing contract teachers	95.8%	No Change	86.1%	83.3%
Teachers returning from previous year	92.3%	Up from 88.0%	89.3%	88.3%
Teacher attendance rate	95.5%	Up from 93.7%	95.0%	95.0%
Average teacher salary*	\$52,057	Down 1.2%	\$48,740	\$48,193
Classes not taught by highly qualified teachers	0.0%	No Change	0.0%	0.0%
Professional development days/teacher	12.3 days	Up from 11.9 days	11.1 days	11.0 days
School				
Principal's years at school	12.0	Up from 11.0	5.0	4.0
Student-teacher ratio in core subjects	18.1 to 1	Down from 19.7 to 1	20.3 to 1	20.1 to 1
Prime instructional time	90.8%	Up from 88.8%	90.0%	90.0%
Opportunities in the arts	Good	No Change	Good	Good
SACS accreditation	Yes	No Change	Yes	Yes
Parents attending conferences	100.0%	Up from 99.6%	100.0%	100.0%
Character development program	Good	No Change	Excellent	Excellent
Dollars spent per pupil**	\$8,304	Down 5.0%	\$7,023	\$7,364
Percent of expenditures for instruction**	70.0%	Up from 65.5%	68.0%	68.0%
Percent of expenditures for teacher salaries**	67.0%	Up from 64.3%	66.0%	66.0%
ESEA composite index score	86.8	Up from 88.5	88.2	88.0

* Length of contract = 185+ days.

** Prior year audited financial data available.

EVALUATION RESULTS

	Teachers	Students*	Parents*
Number of surveys returned	23	55	50
Percent satisfied with learning environment	91.3%	78.2%	88%
Percent satisfied with social and physical environment	100%	83.9%	89.8%
Percent satisfied with school-home relations	87%	83.3%	87.7%

*Only students at the highest elementary school grade level at this school and their parents were included.

REPORT OF PRINCIPAL AND SCHOOL IMPROVEMENT COUNCIL

Hagood Elementary School is a 4K through 5th grade school serving a diverse population of 335 students. We provide a comprehensive, creative curriculum in a safe and nurturing environment. Our motto "Hagood Eagles, Soaring to New Heights", reflects our vision of excellence in building a foundation for lifelong learning and productive citizenship for all students. Hagood Elementary School offers many special programs including music, art, physical education, Quest, Reading Interventionists, accelerated math, speech therapy, computer labs, science lab, math lab, STEM activities, guidance services, self-contained OD, LD and resource classes, homework center, a tutorial program and educational field trips.

Accomplishments for the 2012-2013 school year include: Palmetto Gold Award, 2010 Palmetto Silver Award, 2011-2012, 2009-2010, 2005-2006, 2004-2005 Healthier US School Award, 2011-2012

Red Carpet Award, 2010-2013, 2005-2008

Safe Kids Safe School Award, 2012-2013

Positive Behavior Interventions and Supports (PBIS) Exemplar School Award 2008-09 Continued accreditation by Southern Association of Colleges and Schools Seven National Board Certified Teachers; Two PhD certified teachers 100% classified staff met paraprofessional requirements for NCLB

Four teachers trained in Science Technology Engineering Math (STEM) Symposium at Clemson University Recognition of national pride through sponsorship of Veteran's Day Activities School to Home Connections: Special Events for Grandparents, Moms and Dads Serving children through the Golden Harvest Backpack Program PARC led by third, fourth, and fifth grade students raised supplies for Greenville Humane Society

Student Council sponsored a food drive supporting Gleaning House Food Pantry School wide Character Education Program in partnership with SCBT Michelin Invention Convention participants from the Gifted and Talented classes

Reading and Attendance incentives awarded Continued Beta Classworks Program for remediation and enrichment Administrators hosted school wide hotdog cookout in the spring

PTO sponsored the Third Annual Eagles Flight 5K and Fun Run School wide Recycling Program, Litter Trashes Everyone, Grade 3 Students and staff participated in Young Appalachian Musicians (YAMS) Program Student Flag Patrol; Student Safety Patrol

We look forward to a continuation of building strong minds through behavior, character and service to others in 2013-2014.

Karen D. Jackson, Principal

Daniel Stanley, SIC Chair

Comprehensive detail, including definitions of ratings, performance criteria, and explanations of status, is available on www.ed.sc.gov and www.eoc.sc.gov as well as school and school district websites.

Printed versions are available from school districts upon request.

Abbreviations Key

N/A Not Applicable N/AV Not Available N/C Not Collected N/R Not Reported I/S Insufficient Sample TBD To be determined

NI Newly Identified CSI Continuing School Improvement CA Corrective Action RP Plan to Restructure R Restructure DELAY School Improvement Status HOLD School Improvement Status