



# SC Annual School Report Card Summary

Forest Acres Elementary  
 Pickens County  
 Grades: PK-5 Enrollment: 694  
 Principal: Darian L. Byrd  
 Superintendent: Dr. Kelly Pew, Ph. D.  
 Board Chair: Judy Edwards

## PERFORMANCE

Comprehensive detail, including definitions of ratings, performance criteria, and explanations of status, is available on [www.ed.sc.gov](http://www.ed.sc.gov) and [www.eoc.sc.gov](http://www.eoc.sc.gov) as well as school and school district websites. Printed versions are available from school districts upon request.

YEAR	ABSOLUTE RATING	GROWTH RATING	PALMETTO GOLD AND SILVER AWARD		ESEA/FEDERAL ACCOUNTABILITY RATING SYSTEM	
			General Performance	Closing the Gap	ESEA Grade	Accountability Indicator
2013	Excellent	Good	TBD	TBD	C	N/A
2012	Excellent	Excellent	Gold	N/A	B	N/A
2011	Excellent	Excellent	Gold	N/A	Met	N/A

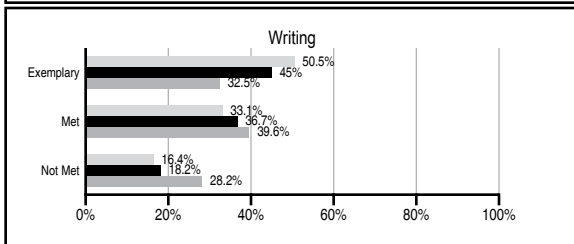
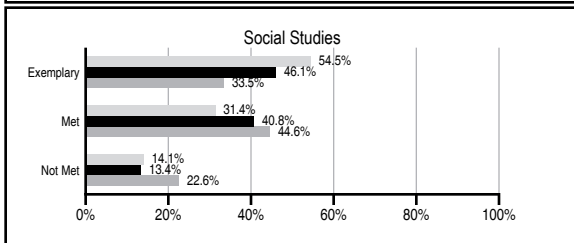
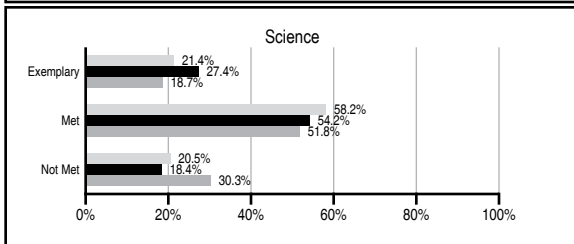
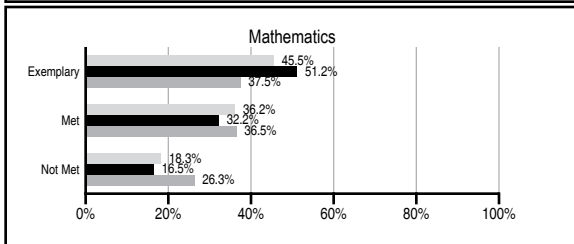
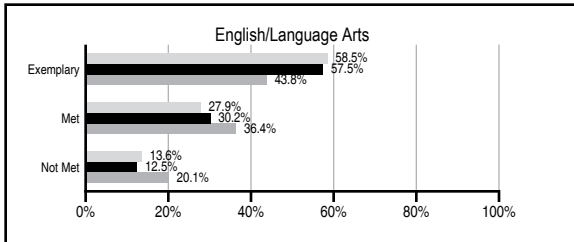
## ABSOLUTE RATINGS OF ELEMENTARY SCHOOLS WITH STUDENTS LIKE OURS\*

EXCELLENT	GOOD	AVERAGE	BELOW AVERAGE	AT-RISK
35	10	0	1	0

\* Ratings are calculated with data available by 11/07/2013. Schools with Students Like Ours are Elementary Schools with Poverty Indices of no more than 5% above or below the index for this school.

## PASS PERFORMANCE

Our School Elementary Schools with Students Like Ours Elementary schools statewide



## NAEP PERFORMANCE\*

\* Performance reported for SC and nation, data not available at school level. Percentages at NAEP Achievement Levels.



## SC PERFORMANCE VISION

By 2020 all students will graduate with the knowledge and skills necessary to compete successfully in the global economy, participate in a democratic society and contribute positively as members of families and communities.

### Abbreviations Key

N/A Not Applicable N/AV Not Available N/C Not Collected N/R Not Reported I/S Insufficient Sample TBD To be determined

# Forest Acres Elementary [Pickens County]

## SCHOOL PROFILE

	Our School	Change from Last Year	Elementary Schools with Students Like Ours	Median Elementary School
<b>Students (n=694)</b>				
Retention rate	0.9%	Down from 1.5%	0.8%	0.9%
Attendance rate	96.8%	No Change	96.8%	96.3%
Served by gifted and talented program	15.2%	N/A	12.1%	7.2%
With disabilities	11.5%	N/A	10.8%	12.4%
Older than usual for grade	1.8%	N/A	1.4%	1.9%
Out-of-school suspensions or expulsions for violent and/or criminal offenses	0.0%	No Change	0.0%	0.0%
<b>Teachers (n=45)</b>				
Teachers with advanced degrees	60.0%	Down from 62.2%	64.4%	62.5%
Continuing contract teachers	93.3%	Up from 88.9%	88.8%	83.3%
Teachers returning from previous year	93.5%	Up from 92.2%	89.7%	88.3%
Teacher attendance rate	95.5%	Up from 95.1%	94.7%	95.0%
Average teacher salary*	\$48,533	Up 0.6%	\$49,748	\$48,193
Classes not taught by highly qualified teachers	0.0%	No Change	0.0%	0.0%
Professional development days/teacher	11.6 days	Up from 11.4 days	10.8 days	11.0 days
<b>School</b>				
Principal's years at school	3.0	Up from 2.0	5.0	4.0
Student-teacher ratio in core subjects	20.9 to 1	Down from 21.0 to 1	21.1 to 1	20.1 to 1
Prime instructional time	90.8%	Up from 90.3%	90.4%	90.0%
Opportunities in the arts	Good	No Change	Good	Good
SACS accreditation	Yes	No Change	Yes	Yes
Parents attending conferences	100.0%	No Change	100.0%	100.0%
Character development program	Excellent	Up from Good	Excellent	Excellent
Dollars spent per pupil**	\$6,754	Down 1.0%	\$7,164	\$7,364
Percent of expenditures for instruction**	71.0%	Up from 67.4%	69.0%	68.0%
Percent of expenditures for teacher salaries**	68.0%	Up from 66.1%	67.0%	66.0%
ESEA composite index score	75.1	Down from 84.2	94.2	88.0

\* Length of contract = 185+ days.

\*\* Prior year audited financial data available.

## EVALUATION RESULTS

	Teachers	Students*	Parents*
Number of surveys returned	40	92	55
Percent satisfied with learning environment	95%	93.5%	89.1%
Percent satisfied with social and physical environment	97.5%	85.1%	94.6%
Percent satisfied with school-home relations	100%	93.6%	89.1%

\*Only students at the highest elementary school grade level at this school and their parents were included.

Comprehensive detail, including definitions of ratings, performance criteria, and explanations of status, is available on [www.ed.sc.gov](http://www.ed.sc.gov) and [www.eoc.sc.gov](http://www.eoc.sc.gov) as well as school and school district websites.

Printed versions are available from school districts upon request.

## REPORT OF PRINCIPAL AND SCHOOL IMPROVEMENT COUNCIL

Forest Acres Elementary School faculty and staff provide exemplary instruction for ALL children in a caring and safe environment. Our faculty and staff share the same high expectations as the parents: a safe, clean environment where all children experience academic success. Our community actively seeks a role in the education and celebration of our children.

Our children benefit from this strong partnership with our community, as has been evidenced again through recognition by the State Department of Education as a Palmetto Gold Award winner for attaining a high level of absolute performance. Our number one goal at Forest Acres is Academic Achievement. Our percentage of students meeting standards on PASS exceeded the state in Math, ELA, Science, and Social Studies. We utilized MAP Testing (Measures of Academic Progress) in grades K5 through five. On both PASS and MAP, Forest Acres' students scored at or above the district average at all grade levels in both Reading and Math.

Students are provided many enrichment activities and learning based field trips which include a fifth-grade trip to Tybee Island, Georgia to study marsh and beach ecology. We have the QUEST program for Academically Advanced and Gifted students. Our PTO sponsors week-long artists-in-residency to enhance our school's arts program. We provide extended day activities through an After School Care program, after-school academic assistance, and a "Summer Seekers" skills program.

Outdoor learning environments offer students the opportunity to interact with environment. A water garden provides students with space to study weather, plant life, and seasons. A nature trail and outdoor lab allows students the opportunity to have science classes outdoors. Our computer lab and science lab enables our students to experience hands on lessons and supports STEM (Science, Technology, Engineering, and Mathematics Education) initiatives to improve instruction. In 2013-14, we plan to implement a full time STEM lab in grades 2 – 5.

We believe service learning and service to our community are important aspects of our offerings to students. Our active Student Council led many efforts in this area this year. These efforts are vehicles for our students to learn good citizenship and compassion for others. Among our student and staff efforts are gathering canned goods for a local food bank, collecting toys for Country Santa to aid families in need, visiting local nursing homes, Jump Rope for Heart, Relay for Life, and Special Olympics.

Due to the dedication and commitment of the staff of Forest Acres and the support and pride of our parents and community, our accolades are many. We seek to continue maintaining high standards and achievement and meeting the needs of our diverse student population. Together, we are working to embody our mission to build "Foundations of Academic Excellence" at FAE.

Follow the Official Twitter of FAE for Updates and News.  
@ForestAcresElem  
Darlan L. Byrd, Principal  
Aimee Liddle, SIC Chairperson

### Abbreviations Key

N/A Not Applicable N/AV Not Available N/C Not Collected N/R Not Reported I/S Insufficient Sample TBD To be determined

NI Newly Identified CSI Continuing School Improvement CA Corrective Action RP Plan to Restructure R Restructure DELAY School Improvement Status HOLD School Improvement Status