



SC Annual School Report Card Summary

East End Elementary School
 Pickens County
 Grades: PK-5 Enrollment: 685
 Principal: Tammy Day
 Superintendent: Dr. Kelly Pew, Ph. D.
 Board Chair: Judy Edwards

PERFORMANCE

Comprehensive detail, including definitions of ratings, performance criteria, and explanations of status, is available on www.ed.sc.gov and www.eoc.sc.gov as well as school and school district websites. Printed versions are available from school districts upon request.

YEAR	ABSOLUTE RATING	GROWTH RATING	PALMETTO GOLD AND SILVER AWARD		ESEA/FEDERAL ACCOUNTABILITY RATING SYSTEM	
			General Performance	Closing the Gap	ESEA Grade	Accountability Indicator
2013	Excellent	Good	TBD	TBD	A	N/A
2012	Excellent	Excellent	Gold	N/A	A	N/A
2011	Excellent	Good	Gold	N/A	Met	N/A

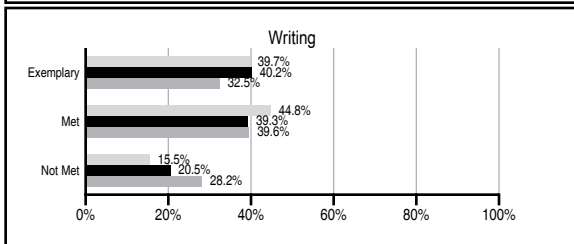
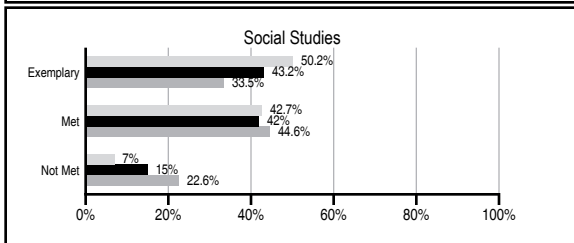
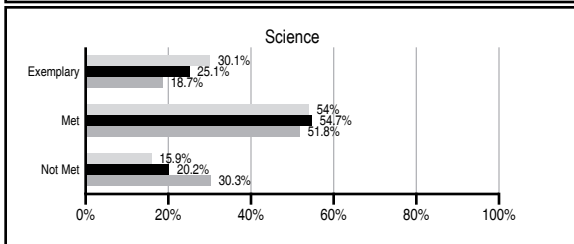
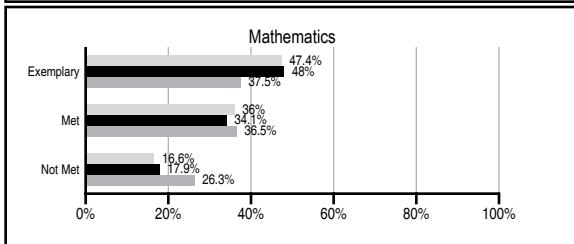
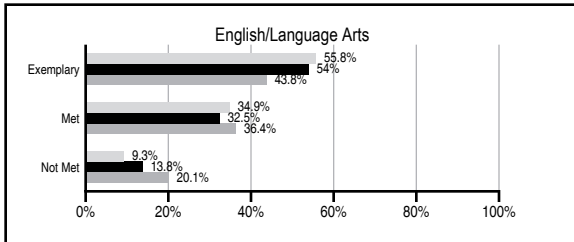
ABSOLUTE RATINGS OF ELEMENTARY SCHOOLS WITH STUDENTS LIKE OURS*

EXCELLENT	GOOD	AVERAGE	BELOW AVERAGE	AT-RISK
40	24	4	0	0

* Ratings are calculated with data available by 11/07/2013. Schools with Students Like Ours are Elementary Schools with Poverty Indices of no more than 5% above or below the index for this school.

PASS PERFORMANCE

Our School
 Elementary Schools with Students Like Ours
 Elementary schools statewide



NAEP PERFORMANCE*

* Performance reported for SC and nation, data not available at school level. Percentages at NAEP Achievement Levels.



SC PERFORMANCE VISION

By 2020 all students will graduate with the knowledge and skills necessary to compete successfully in the global economy, participate in a democratic society and contribute positively as members of families and communities.

Abbreviations Key

N/A Not Applicable N/AV Not Available N/C Not Collected N/R Not Reported I/S Insufficient Sample TBD To be determined

East End Elementary School [Pickens County]

SCHOOL PROFILE

	Our School	Change from Last Year	Elementary Schools with Students Like Ours	Median Elementary School
Students (n=685)				
Retention rate	1.7%	Up from 0.4%	0.8%	0.9%
Attendance rate	96.7%	Down from 96.8%	96.7%	96.3%
Served by gifted and talented program	10.8%	N/A	10.1%	7.2%
With disabilities	7.3%	N/A	11.4%	12.4%
Older than usual for grade	1.6%	N/A	1.4%	1.9%
Out-of-school suspensions or expulsions for violent and/or criminal offenses	0.3%	No Change	0.0%	0.0%
Teachers (n=41)				
Teachers with advanced degrees	56.1%	Up from 45.0%	63.8%	62.5%
Continuing contract teachers	95.1%	Up from 92.5%	82.9%	83.3%
Teachers returning from previous year	90.0%	Up from 88.2%	89.7%	88.3%
Teacher attendance rate	94.6%	No Change	95.4%	95.0%
Average teacher salary*	\$46,269	Up 2.5%	\$49,451	\$48,193
Classes not taught by highly qualified teachers	0.0%	No Change	0.0%	0.0%
Professional development days/teacher	14.7 days	Down from 15.7 days	11.0 days	11.0 days
School				
Principal's years at school	7.0	Up from 6.0	4.0	4.0
Student-teacher ratio in core subjects	21.6 to 1	Down from 22.0 to 1	20.7 to 1	20.1 to 1
Prime instructional time	89.9%	Up from 89.1%	90.7%	90.0%
Opportunities in the arts	Good	No Change	Good	Good
SACS accreditation	Yes	No Change	Yes	Yes
Parents attending conferences	100.0%	No Change	100.0%	100.0%
Character development program	Average	No Change	Excellent	Excellent
Dollars spent per pupil**	\$5,868	Up 3.8%	\$6,964	\$7,364
Percent of expenditures for instruction**	70.0%	Up from 66.8%	69.0%	68.0%
Percent of expenditures for teacher salaries**	68.0%	Up from 65.0%	67.0%	66.0%
ESEA composite index score	92.1	Down from 99.9	91.3	88.0

* Length of contract = 185+ days.

** Prior year audited financial data available.

EVALUATION RESULTS

	Teachers	Students*	Parents*
Number of surveys returned	35	120	91
Percent satisfied with learning environment	91.4%	87.5%	92.3%
Percent satisfied with social and physical environment	97.2%	82.2%	89.9%
Percent satisfied with school-home relations	94.3%	95.8%	89.9%

*Only students at the highest elementary school grade level at this school and their parents were included.

Comprehensive detail, including definitions of ratings, performance criteria, and explanations of status, is available on www.ed.sc.gov and www.eoc.sc.gov as well as school and school district websites.

Printed versions are available from school districts upon request.

REPORT OF PRINCIPAL AND SCHOOL IMPROVEMENT COUNCIL

The 2012-2013 school year was a super one at East End Elementary. The East End team remains dedicated to providing the very best for the East End students. In the first year of the federal ESEA waiver report card, East End received an "A" letter grade with a 99.9% grade out of a possible 100 points on the new school report cards under South Carolina's ESEA (Elementary Secondary Act) waiver that now indicates student achievement for each school based on a letter grade that correlates to the score received by the school. We are privileged to serve very precious young students each and every day as they join us for their elementary years. We initiated a Multiplication Award this year with tremendous results for our 3rd – 5th graders. Over 200 of our students in these grade levels earned this recognition. The Principal's Books of the Month was a new initiative this year. The administration and students were able to enjoy great children's literature together in choral reads of the books of the month. East End remains a Promise Place by America's Promise Alliance for having the five things that children need in place to meet with success. These are caring adults, safe places, a healthy start, an effective education, and opportunities to help others. We remain the only elementary school in the state to achieve this recognition. We continue to believe it is not about this recognition, but the daily practice that takes place at East End each and every day on behalf of our students. East End's SIC continues to support the East End Pantry. East End continues its Pups Pack program that feeds over 50 individuals in need of additional food in the home throughout the school year. The partnership with the PTO and SIC makes this possible as we continue to be an approved agency through the Golden Harvest Food Bank. The work with the East End Pantry is made possible through efforts such as the SIC's Silent Auction. East End's SIC and PTO are dedicated volunteers who truly make a difference in the lives of the students. East End's PTO assisted with many special events and activities, including playground enhancements during 2012-2013. Our PTO is a wonderful support to the school. Our PASS test scores noted an Excellent rating on both the absolute performance index and the improvement rating. East End was acknowledged as a Palmetto Gold School by the SC Department of Education for our scores. We exceed all growth targets as well as the national average as measured by NWEA on MAP (Measures of Academic Progress) in all subjects and grade levels. East End was named a National School of Caring for the Souper Bowl of Caring outreach. East End was also named a Safe Kids School by Safe Kids of the upstate for our practices to promote the safety of our students. Two of our teachers, Mrs. Kim Dockins and Mrs. Renee Anders were recognized as Golden Apple Winners by WYFF. The Mission of East End Elementary is "Excelling in Academics, Encouraging Character, Embracing the Community, and Seeking Success for All Students." Our PTO and SIC are two strong and very vital forces in making this happen. East End's SIC and PTO are the greatest and strive to do the very best for the well-being of our students. We continue to strive to provide parents, students, and visitors a welcoming environment and involvement through our Meet the Teacher Night, Family Fun Night, Ladies Who Love Us Breakfast, Men Who Matter Most Breakfast, Awards Day, Schoolwide Christmas Assembly, Christmas Kids Dinner, Honor Roll recesses, Field Days, Best Bulldog Lunches, and other special events. The East End Bulldog Pup Family continues to embrace its roots and work towards becoming the best that we can be for our students. Tammy Day, Principal and Debra Gantt, SIC Chairperson

Abbreviations Key

N/A Not Applicable N/AV Not Available N/C Not Collected N/R Not Reported I/S Insufficient Sample TBD To be determined
 NI Newly Identified CSI Continuing School Improvement CA Corrective Action RP Plan to Restructure R Restructure DELAY School Improvement Status HOLD School Improvement Status