

SC Annual School Report Card Summary

Dacusville Elementary
 Pickens County
 Grades: PK-5 Enrollment: 627
 Principal: Michael Fleming
 Superintendent: Dr. Kelly Pew, Ph. D.
 Board Chair: Judy Edwards

PERFORMANCE

Comprehensive detail, including definitions of ratings, performance criteria, and explanations of status, is available on www.ed.sc.gov and www.eoc.sc.gov as well as school and school district websites. Printed versions are available from school districts upon request.

YEAR	ABSOLUTE RATING	GROWTH RATING	PALMETTO GOLD AND SILVER AWARD		ESEA/FEDERAL ACCOUNTABILITY RATING SYSTEM	
			General Performance	Closing the Gap	ESEA Grade	Accountability Indicator
2013	Good	At-Risk	TBD	TBD	A	N/A
2012	Good	Average	N/A	N/A	A	N/A
2011	Good	Average	Silver	N/A	Not Met	N/A

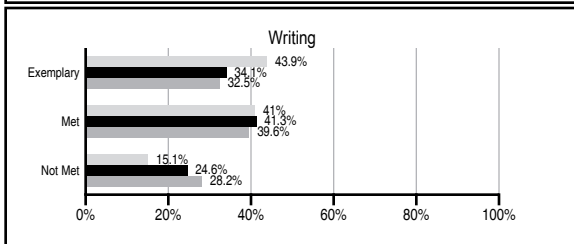
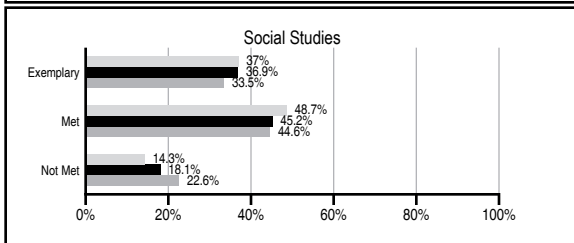
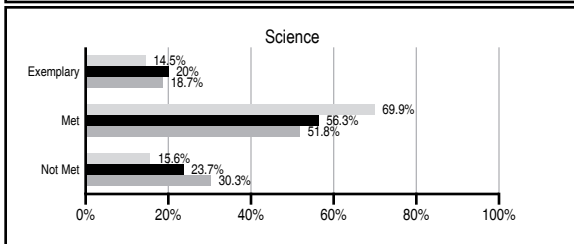
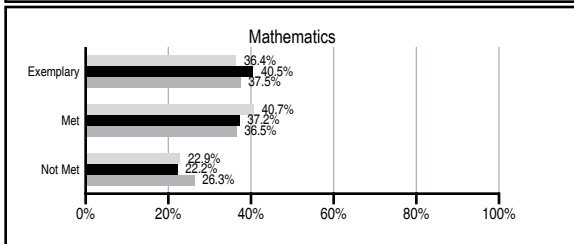
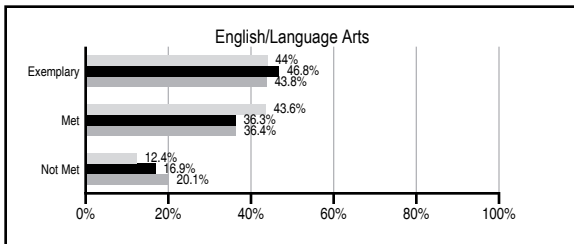
ABSOLUTE RATINGS OF ELEMENTARY SCHOOLS WITH STUDENTS LIKE OURS*

EXCELLENT	GOOD	AVERAGE	BELOW AVERAGE	AT-RISK
34	44	36	0	0

* Ratings are calculated with data available by 11/07/2013. Schools with Students Like Ours are Elementary Schools with Poverty Indices of no more than 5% above or below the index for this school.

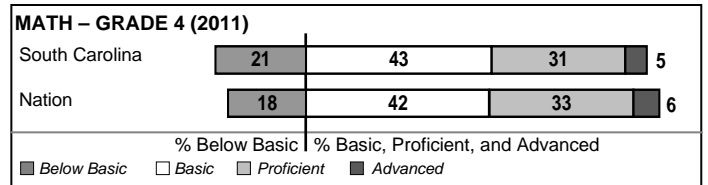
PASS PERFORMANCE

Our School
 Elementary Schools with Students Like Ours
 Elementary schools statewide



NAEP PERFORMANCE*

* Performance reported for SC and nation, data not available at school level. Percentages at NAEP Achievement Levels.



SC PERFORMANCE VISION

By 2020 all students will graduate with the knowledge and skills necessary to compete successfully in the global economy, participate in a democratic society and contribute positively as members of families and communities.

Abbreviations Key

N/A Not Applicable N/AV Not Available N/C Not Collected N/R Not Reported I/S Insufficient Sample TBD To be determined

Dacusville Elementary [Pickens County]

SCHOOL PROFILE

	Our School	Change from Last Year	Elementary Schools with Students Like Ours	Median Elementary School
Students (n=627)				
Retention rate	3.7%	Up from 2.5%	1.2%	0.9%
Attendance rate	96.0%	No Change	96.2%	96.3%
Served by gifted and talented program	9.8%	N/A	8.5%	7.2%
With disabilities	12.5%	N/A	13.1%	12.4%
Older than usual for grade	2.9%	N/A	2.1%	1.9%
Out-of-school suspensions or expulsions for violent and/or criminal offenses	0.0%	No Change	0.0%	0.0%
Teachers (n=41)				
Teachers with advanced degrees	48.8%	Down from 52.6%	63.0%	62.5%
Continuing contract teachers	85.4%	Down from 92.1%	86.8%	83.3%
Teachers returning from previous year	92.0%	Down from 93.8%	89.6%	88.3%
Teacher attendance rate	92.9%	Down from 95.9%	95.0%	95.0%
Average teacher salary*	\$46,625	Up 2.8%	\$48,696	\$48,193
Classes not taught by highly qualified teachers	0.0%	No Change	0.0%	0.0%
Professional development days/teacher	35.5 days	Up from 30.4 days	11.1 days	11.0 days
School				
Principal's years at school	10.0	Up from 9.0	5.0	4.0
Student-teacher ratio in core subjects	21.0 to 1	Down from 21.4 to 1	20.6 to 1	20.1 to 1
Prime instructional time	87.3%	Down from 89.4%	90.1%	90.0%
Opportunities in the arts	Good	No Change	Good	Good
SACS accreditation	Yes	No Change	Yes	Yes
Parents attending conferences	100.0%	No Change	100.0%	100.0%
Character development program	Excellent	No Change	Excellent	Excellent
Dollars spent per pupil**	\$7,020	Up 1.8%	\$6,901	\$7,364
Percent of expenditures for instruction**	63.0%	Up from 59.7%	68.0%	68.0%
Percent of expenditures for teacher salaries**	60.0%	Up from 58.2%	66.0%	66.0%
ESEA composite index score	90.2	Down from 91.8	88.8	88.0

* Length of contract = 185+ days.

** Prior year audited financial data available.

REPORT OF PRINCIPAL AND SCHOOL IMPROVEMENT COUNCIL

Dacusville Elementary serves a large rural community located in the northeastern corner of Pickens County. DES moved into a brand new state of the art facility at 200 Cherokee Trail, Easley, SC for the 2011-2012 school year. The 43 certified staff and 30 classified staff members take pride in the educational opportunities and services we offer our 636 students and their parents. DES is proud to have six teachers who have earned National Board Certification. DES has an active PTO, volunteer program, and School Improvement Council. A school nurse, guidance counselor and Rehabilitative Behavioral Health counselor work to meet needs of and coordinate outside services for students and families in need of assistance. Teachers at DES have been trained in the Highly Effective Teaching model. A major component of this model is a character education initiative called Lifelong Guidelines and Life Skills. The model is based on ten body-brain compatible elements of learning. A school-wide Peace Flag initiative provides motivation for students to always do their personal best. DES is a Safe Kids School, a Bronze award winner for the Healthier U.S. Schools Challenge and a recipient of the Palmetto Silver Award for achievement. DES participates in various academic and enrichment programs such as SC Book Awards and Battle of the Books, STEM Sailboat and Jet Toy Challenges, Presidential Excellence Awards, Traveling Trash Bash, Blue Jeans for Babies, the SDPC Seed Scholarship fund and a Walk for Education in collaboration with Dacusville Middle School. The DES Athletic Club provides additional opportunities for students to participate in fitness activities. Through partnerships with local churches, DES students participate in the Good News Club. Family movie night, field days, honors and awards nights, kindergarten year-end celebrations and fifth grade graduation all provide additional opportunities for parent involvement. An electronic message board is in place to improve communication with parents and community. Dacusville Elementary School will continue to seek methods and means for preparing students for middle school and beyond. Our goal is to make DES a happy place where all are learning!

Dr. Michael Fleming, Principal
Mrs. Stephanie Garret, SIC chairperson

EVALUATION RESULTS

	Teachers	Students*	Parents*
Number of surveys returned	40	96	43
Percent satisfied with learning environment	95%	84.4%	88.3%
Percent satisfied with social and physical environment	100%	80.2%	80.9%
Percent satisfied with school-home relations	73.2%	91.6%	76.2%

*Only students at the highest elementary school grade level at this school and their parents were included.

Comprehensive detail, including definitions of ratings, performance criteria, and explanations of status, is available on www.ed.sc.gov and www.eoc.sc.gov as well as school and school district websites.

Printed versions are available from school districts upon request.

Abbreviations Key

N/A Not Applicable N/AV Not Available N/C Not Collected N/R Not Reported I/S Insufficient Sample TBD To be determined
NI Newly Identified CSI Continuing School Improvement CA Corrective Action RP Plan to Restructure R Restructure DELAY School Improvement Status HOLD School Improvement Status