



SC Annual School Report Card Summary

Crosswell Elementary School
 Pickens County
 Grades: PK-5 Enrollment: 460
 Principal: Traci T. Boyles
 Superintendent: Dr. Kelly Pew, Ph. D.
 Board Chair: Judy Edwards

PERFORMANCE

Comprehensive detail, including definitions of ratings, performance criteria, and explanations of status, is available on www.ed.sc.gov and www.eoc.sc.gov as well as school and school district websites. Printed versions are available from school districts upon request.

YEAR	ABSOLUTE RATING	GROWTH RATING	PALMETTO GOLD AND SILVER AWARD		ESEA/FEDERAL ACCOUNTABILITY RATING SYSTEM	
			General Performance	Closing the Gap	ESEA Grade	Accountability Indicator
2013	Excellent	Good	TBD	TBD	A	N/A
2012	Excellent	Good	Gold	Silver	A	N/A
2011	Good	Average	Silver	N/A	Met	N/A

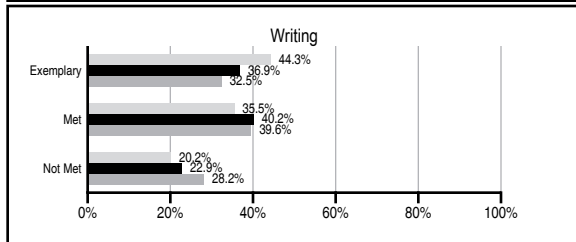
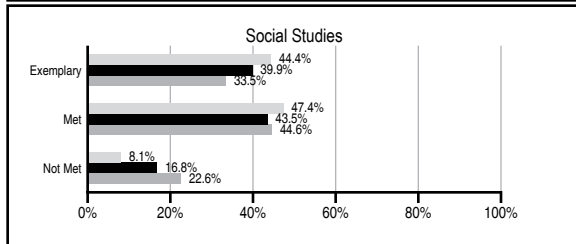
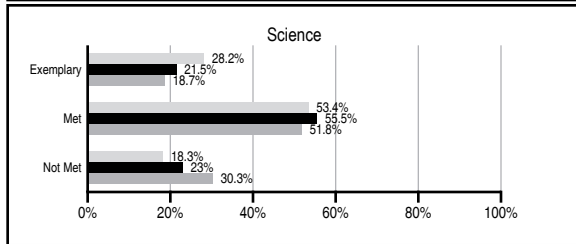
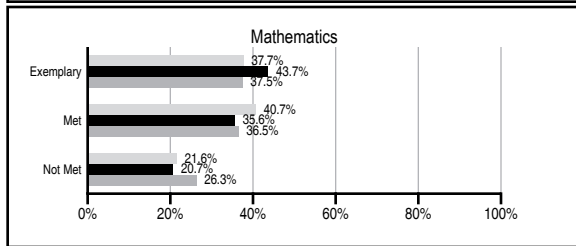
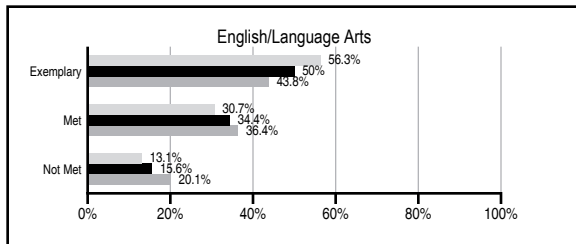
ABSOLUTE RATINGS OF ELEMENTARY SCHOOLS WITH STUDENTS LIKE OURS*

EXCELLENT	GOOD	AVERAGE	BELOW AVERAGE	AT-RISK
38	43	19	0	1

* Ratings are calculated with data available by 11/07/2013. Schools with Students Like Ours are Elementary Schools with Poverty Indices of no more than 5% above or below the index for this school.

PASS PERFORMANCE

Our School
 Elementary Schools with Students Like Ours
 Elementary schools statewide



NAEP PERFORMANCE*

* Performance reported for SC and nation, data not available at school level. Percentages at NAEP Achievement Levels.



SC PERFORMANCE VISION

By 2020 all students will graduate with the knowledge and skills necessary to compete successfully in the global economy, participate in a democratic society and contribute positively as members of families and communities.

Abbreviations Key

N/A Not Applicable N/AV Not Available N/C Not Collected N/R Not Reported I/S Insufficient Sample TBD To be determined

Crosswell Elementary School [Pickens County]

SCHOOL PROFILE

	Our School	Change from Last Year	Elementary Schools with Students Like Ours	Median Elementary School
Students (n=460)				
Retention rate	0.4%	Down from 2.0%	0.9%	0.9%
Attendance rate	96.2%	Down from 96.3%	96.4%	96.3%
Served by gifted and talented program	12.1%	N/A	9.7%	7.2%
With disabilities	13.1%	N/A	12.3%	12.4%
Older than usual for grade	1.4%	N/A	1.6%	1.9%
Out-of-school suspensions or expulsions for violent and/or criminal offenses	0.0%	Down from 0.2%	0.0%	0.0%
Teachers (n=30)				
Teachers with advanced degrees	46.7%	Down from 59.4%	63.8%	62.5%
Continuing contract teachers	83.3%	Down from 93.8%	86.8%	83.3%
Teachers returning from previous year	87.2%	Down from 90.9%	89.8%	88.3%
Teacher attendance rate	95.0%	Up from 94.2%	95.0%	95.0%
Average teacher salary*	\$45,626	Down 1.3%	\$49,245	\$48,193
Classes not taught by highly qualified teachers	0.0%	No Change	0.0%	0.0%
Professional development days/teacher	12.4 days	Down from 13.2 days	12.1 days	11.0 days
School				
Principal's years at school	4.0	Up from 3.0	5.0	4.0
Student-teacher ratio in core subjects	20.1 to 1	Up from 18.2 to 1	20.6 to 1	20.1 to 1
Prime instructional time	89.2%	Up from 87.9%	90.3%	90.0%
Opportunities in the arts	Good	No Change	Good	Good
SACS accreditation	Yes	No Change	Yes	Yes
Parents attending conferences	100.0%	No Change	100.0%	100.0%
Character development program	Excellent	No Change	Excellent	Excellent
Dollars spent per pupil**	\$8,738	Up 14.8%	\$7,077	\$7,364
Percent of expenditures for instruction**	64.0%	Up from 60.4%	69.0%	68.0%
Percent of expenditures for teacher salaries**	62.0%	Up from 59.1%	66.0%	66.0%
ESEA composite index score	97.7	Down from 99.0	90.6	88.0

* Length of contract = 185+ days.

** Prior year audited financial data available.

EVALUATION RESULTS

	Teachers	Students*	Parents*
Number of surveys returned	31	69	34
Percent satisfied with learning environment	100%	92.8%	85.3%
Percent satisfied with social and physical environment	100%	85.5%	94.1%
Percent satisfied with school-home relations	90.3%	81.1%	85.7%

*Only students at the highest elementary school grade level at this school and their parents were included.

Comprehensive detail, including definitions of ratings, performance criteria, and explanations of status, is available on www.ed.sc.gov and www.eoc.sc.gov as well as school and school district websites.

Printed versions are available from school districts upon request.

REPORT OF PRINCIPAL AND SCHOOL IMPROVEMENT COUNCIL

Crosswell Elementary served 511 students from 4K-5th grades. This year's theme, "Tied Into Learning", allowed us to connect to all areas of 21st century learning.

We continued to have an active PTA and School Improvement Council. Our PTA hosted family friendly events such as the Fall Festival and Spring Fling. The SIC also sponsored STEM Night showcasing science, technology, engineering and mathematics and Stayin' Alive Night featuring healthy lifestyles. Families enjoyed many interactive learning experiences with their children at these events.

Teachers continued to advance their instructional skills by utilizing Professional Learning Communities that focused on classroom instruction, lesson planning, and data analysis. Weekly professional development led by administration and teachers, provided the teachers with the ability to collaboratively plan and assess classroom instruction. Teachers continued the use of MAP assessment data to differentiate their instruction and create prescriptive lessons.

Students were afforded opportunities through extra-curricular activities such as Chorus, Art Club, Drama Club, Library Helpers, Beta Club, and Safety Patrol. Programs such as Beta Club and Cub Citizens fostered leadership development in our students. Student artwork was displayed in the local hospital, art museum, and school district administrative office. Four students were selected to perform in the SC All-State Elementary Honor Choir. Crosswell also had 2 students to receive honorable mention awards at the district level Science Fair.

School-wide service learning projects were encouraged. Crosswell students and staff raised monies to support the American Cancer Society, Shriner's Hospital, and United Way. Students also showed their caring spirit by participating in the "Souper Bowl of Caring" food drive and in collecting toys for Country Santa. Pet supplies were also gathered for the local animal shelter. Students collected books for the book drive and visited senior citizens to sing and do projects with them at a local nursing home.

Crosswell was recognized again this year as a Palmetto Gold Award winner in General Performance and as a Palmetto Silver Award winner in Closing the Achievement Gap. Crosswell received recognition for being a Safe Kids Safe School for the fifth consecutive year.

Crosswell Elementary continues to provide a quality education by partnering with parents and the community to meet the needs of our students. Our mission is to challenge young minds to work together for excellence in education while striving for success in life.

Traci T. Boyles, Principal □□□ Monica Echols, SIC Chairperson

Abbreviations Key

N/A Not Applicable N/AV Not Available N/C Not Collected N/R Not Reported I/S Insufficient Sample TBD To be determined

NI Newly Identified CSI Continuing School Improvement CA Corrective Action RP Plan to Restructure R Restructure DELAY School Improvement Status HOLD School Improvement Status