



# SC Annual School Report Card Summary

Central Elementary School  
 Pickens County  
 Grades: PK-5 Enrollment: 327  
 Principal: Jamie Spinks, Ph. D.  
 Superintendent: Dr. Kelly Pew, Ph. D.  
 Board Chair: Judy Edwards

## PERFORMANCE

Comprehensive detail, including definitions of ratings, performance criteria, and explanations of status, is available on [www.ed.sc.gov](http://www.ed.sc.gov) and [www.eoc.sc.gov](http://www.eoc.sc.gov) as well as school and school district websites. Printed versions are available from school districts upon request.

YEAR	ABSOLUTE RATING	GROWTH RATING	PALMETTO GOLD AND SILVER AWARD		ESEA/FEDERAL ACCOUNTABILITY RATING SYSTEM	
			General Performance	Closing the Gap	ESEA Grade	Accountability Indicator
2013	Good	At-Risk	TBD	TBD	A	Focus
2012	Good	Average	N/A	N/A	A	Focus
2011	Good	Excellent	Gold	Silver	Met	N/A

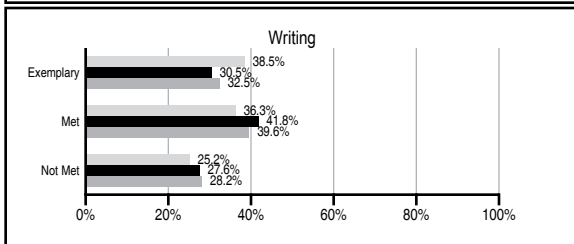
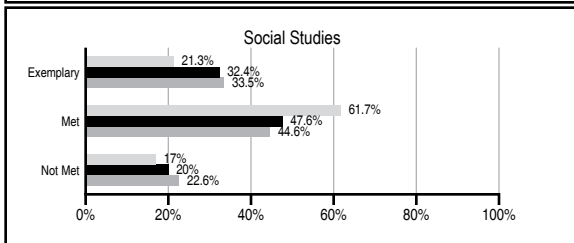
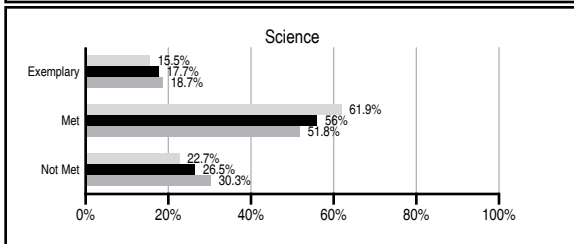
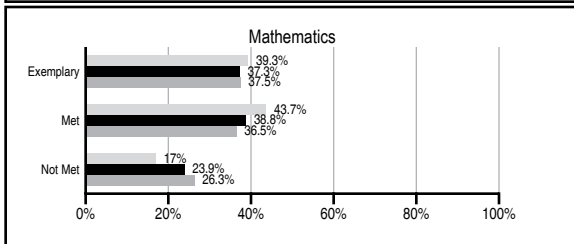
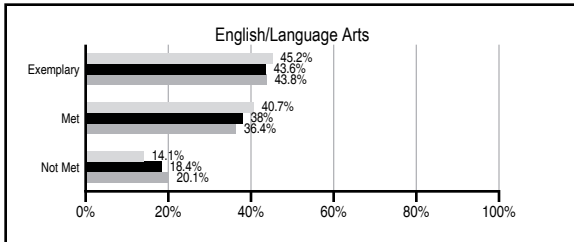
## ABSOLUTE RATINGS OF ELEMENTARY SCHOOLS WITH STUDENTS LIKE OURS\*

EXCELLENT	GOOD	AVERAGE	BELOW AVERAGE	AT-RISK
18	45	53	0	0

\* Ratings are calculated with data available by 11/07/2013. Schools with Students Like Ours are Elementary Schools with Poverty Indices of no more than 5% above or below the index for this school.

## PASS PERFORMANCE

Our School
  Elementary Schools with Students Like Ours
  Elementary schools statewide



## NAEP PERFORMANCE\*

\* Performance reported for SC and nation, data not available at school level. Percentages at NAEP Achievement Levels.



## SC PERFORMANCE VISION

*By 2020 all students will graduate with the knowledge and skills necessary to compete successfully in the global economy, participate in a democratic society and contribute positively as members of families and communities.*

### Abbreviations Key

N/A Not Applicable N/AV Not Available N/C Not Collected N/R Not Reported I/S Insufficient Sample TBD To be determined

# Central Elementary School [Pickens County]

## SCHOOL PROFILE

	Our School	Change from Last Year	Elementary Schools with Students Like Ours	Median Elementary School
<b>Students (n=327)</b>				
Retention rate	0.9%	Down from 1.1%	1.2%	0.9%
Attendance rate	96.5%	No Change	96.2%	96.3%
Served by gifted and talented program	10.9%	N/A	7.6%	7.2%
With disabilities	12.0%	N/A	13.7%	12.4%
Older than usual for grade	1.1%	N/A	2.2%	1.9%
Out-of-school suspensions or expulsions for violent and/or criminal offenses	0.0%	No Change	0.0%	0.0%
<b>Teachers (n=30)</b>				
Teachers with advanced degrees	56.7%	Up from 51.7%	61.5%	62.5%
Continuing contract teachers	90.0%	Down from 93.1%	85.7%	83.3%
Teachers returning from previous year	91.8%	Up from 88.7%	89.3%	88.3%
Teacher attendance rate	94.4%	Up from 94.0%	94.7%	95.0%
Average teacher salary*	\$49,320	Up 2.9%	\$48,740	\$48,193
Classes not taught by highly qualified teachers	3.4%	Up from 0.0%	0.0%	0.0%
Professional development days/teacher	14.0 days	Down from 16.1 days	11.0 days	11.0 days
<b>School</b>				
Principal's years at school	2.0	Up from 1.0	5.0	4.0
Student-teacher ratio in core subjects	12.9 to 1	Down from 15.4 to 1	20.1 to 1	20.1 to 1
Prime instructional time	88.3%	Up from 88.0%	89.8%	90.0%
Opportunities in the arts	Good	No Change	Good	Good
SACS accreditation	Yes	No Change	Yes	Yes
Parents attending conferences	98.7%	Down from 100.0%	100.0%	100.0%
Character development program	Excellent	No Change	Excellent	Excellent
Dollars spent per pupil**	\$9,346	Down 0.7%	\$7,239	\$7,364
Percent of expenditures for instruction**	61.0%	Up from 59.3%	68.0%	68.0%
Percent of expenditures for teacher salaries**	58.0%	Up from 56.3%	66.0%	66.0%
ESEA composite index score	93.3	Up from 91.5	88.2	88.0

\* Length of contract = 185+ days.

\*\* Prior year audited financial data available.

## EVALUATION RESULTS

	Teachers	Students*	Parents*
Number of surveys returned	25	43	36
Percent satisfied with learning environment	84%	90.7%	91.6%
Percent satisfied with social and physical environment	96%	93.1%	92.1%
Percent satisfied with school-home relations	84%	93.1%	89.5%

\*Only students at the highest elementary school grade level at this school and their parents were included.

## REPORT OF PRINCIPAL AND SCHOOL IMPROVEMENT COUNCIL

The 2012-2013 school year at Central Elementary was great! Our school provides equitable and challenging learning experiences for students including, reading intervention programs and curriculum like LLI, our Ignite learning class, accelerated math, math intervention, IXL Math and Reading Recovery. Other opportunities to develop learning, thinking and life skills include, our Crews at Work class which is an alternative program for at risk students focusing on both academic and life skills. Our Lower Elementary Montessori class also provides an alternate learning experience for students in 1st and 2nd grade. In order to integrate content and skills with other disciplines our school has created a fulltime STEM lab which all students attend weekly. Interdisciplinary projects include sailboat design, jet toy challenge and Lego robotics. iPads, Nooks, iPods and laptops are used in the classroom as a learning tool. In order to sustain these efforts, we have purchased Chrome books for each classroom. We saw much success as the faculty and staff worked to create engaging educational experiences for all students. Student achievement remained the top priority as teachers utilized a variety of strategies to meet the students at their appropriate level of instruction. Using MAP data, PASS scores, Curriculum Benchmarks, and classroom assessments, our teachers incorporated numerous instructional techniques to offer students as much individualized instruction as possible. School-wide expectations were again established using Positive Behavior Interventions and Supports (PBIS). Tickets were given out for displaying appropriate expectations and students were able to trade them in each week for items in the Cougar Store. This year we also implemented Stephen Covey's 7 Habits to Happy Kids. We would conduct a monthly Cougar Character Breakfast to recognize students displaying the 7 habits. Activities beyond the classroom continued to be part of the instructional program at CES including: Honors Chorus, Cougar News Network, Good News Club, Safety Patrol, Jump Rope team, Track team, Shooting Stars Tutoring, Student Council, Club Edge, and Keep it Movin' running group. Other special events were held throughout the year including: Geography Bee, Artists-In-Residence Week, School Science Fair, Book Fairs, Grandparent's Day, Field Days, and Awards Night. Character education continued to be a priority at CES with students participating in grade-level service learning projects. In addition, our school utilized the Chick-fil-A Core Essential program to assist with character development. Finally, parent and community involvement remained at an all-time high with an active PTO, SIC, and volunteer program. Parents were also involved throughout the year with various Parent Nights held at the school. We had wonderful attendance to our themed nights and parenting classes throughout the year. In addition, business partnerships with local establishments such as Wal-Mart, First Wesleyan "ALIVE" Church, Wendy's, and Lowe's continued.

Jamie Spinks, Ph. D., Principal  
Rick Freeze, SIC Chairperson

Comprehensive detail, including definitions of ratings, performance criteria, and explanations of status, is available on [www.ed.sc.gov](http://www.ed.sc.gov) and [www.eoc.sc.gov](http://www.eoc.sc.gov) as well as school and school district websites.

Printed versions are available from school districts upon request.

### Abbreviations Key

N/A Not Applicable N/AV Not Available N/C Not Collected N/R Not Reported I/S Insufficient Sample TBD To be determined

NI Newly Identified CSI Continuing School Improvement CA Corrective Action RP Plan to Restructure R Restructure DELAY School Improvement Status HOLD School Improvement Status