



# SC Annual School Report Card Summary

**Ambler Elementary School**  
**Pickens County**  
**Grades: PK-5** Enrollment: 229  
**Principal: Dr. J. Carlton Lewis**  
**Superintendent: Dr. Kelly Pew, Ph. D.**  
**Board Chair: Judy Edwards**

## PERFORMANCE

Comprehensive detail, including definitions of ratings, performance criteria, and explanations of status, is available on [www.ed.sc.gov](http://www.ed.sc.gov) and [www.eoc.sc.gov](http://www.eoc.sc.gov) as well as school and school district websites. Printed versions are available from school districts upon request.

YEAR	ABSOLUTE RATING	GROWTH RATING	PALMETTO GOLD AND SILVER AWARD		ESEA/FEDERAL ACCOUNTABILITY RATING SYSTEM	
			General Performance	Closing the Gap	ESEA Grade	Accountability Indicator
2013	Excellent	Excellent	TBD	TBD	A	N/A
2012	Excellent	Excellent	Gold	N/A	A	N/A
2011	Excellent	Excellent	Gold	Gold	Met	N/A

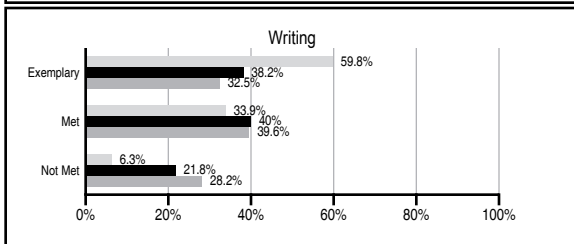
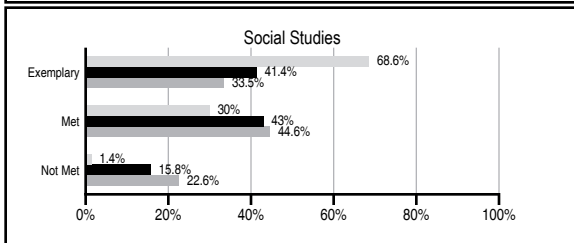
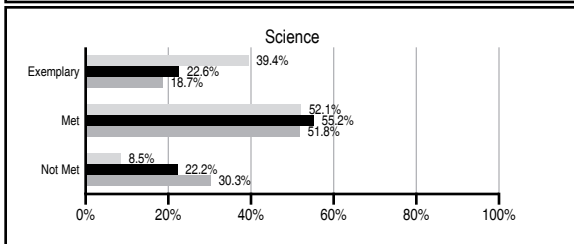
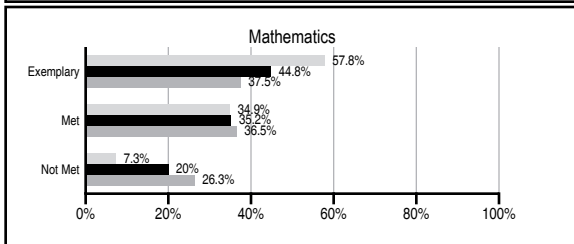
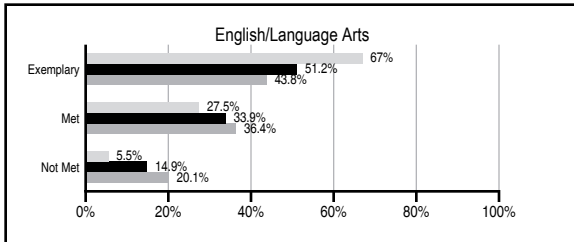
## ABSOLUTE RATINGS OF ELEMENTARY SCHOOLS WITH STUDENTS LIKE OURS\*

EXCELLENT	GOOD	AVERAGE	BELOW AVERAGE	AT-RISK
40	38	11	0	1

\* Ratings are calculated with data available by 11/07/2013. Schools with Students Like Ours are Elementary Schools with Poverty Indices of no more than 5% above or below the index for this school.

## PASS PERFORMANCE

Our School
  Elementary Schools with Students Like Ours
  Elementary schools statewide



## NAEP PERFORMANCE\*

\* Performance reported for SC and nation, data not available at school level. Percentages at NAEP Achievement Levels.



## SC PERFORMANCE VISION

*By 2020 all students will graduate with the knowledge and skills necessary to compete successfully in the global economy, participate in a democratic society and contribute positively as members of families and communities.*

### Abbreviations Key

N/A Not Applicable N/AV Not Available N/C Not Collected N/R Not Reported I/S Insufficient Sample TBD To be determined

# Ambler Elementary School [Pickens County]

## SCHOOL PROFILE

	Our School	Change from Last Year	Elementary Schools with Students Like Ours	Median Elementary School
<b>Students (n=229)</b>				
Retention rate	1.3%	Up from 0.9%	0.9%	0.9%
Attendance rate	96.9%	Down from 97.0%	96.4%	96.3%
Served by gifted and talented program	14.6%	N/A	10.0%	7.2%
With disabilities	13.0%	N/A	12.0%	12.4%
Older than usual for grade	2.4%	N/A	1.5%	1.9%
Out-of-school suspensions or expulsions for violent and/or criminal offenses	0.0%	No Change	0.0%	0.0%
<b>Teachers (n=17)</b>				
Teachers with advanced degrees	58.8%	Down from 60.0%	63.9%	62.5%
Continuing contract teachers	82.4%	Down from 100.0%	86.8%	83.3%
Teachers returning from previous year	92.3%	Up from 89.0%	90.0%	88.3%
Teacher attendance rate	93.2%	Down from 95.4%	95.0%	95.0%
Average teacher salary*	\$47,725	Down 1.4%	\$49,402	\$48,193
Classes not taught by highly qualified teachers	0.0%	No Change	0.0%	0.0%
Professional development days/teacher	8.5 days	No Change	12.2 days	11.0 days
<b>School</b>				
Principal's years at school	13.0	Up from 12.0	5.0	4.0
Student-teacher ratio in core subjects	17.9 to 1	Down from 19.7 to 1	20.8 to 1	20.1 to 1
Prime instructional time	88.5%	Down from 90.0%	90.3%	90.0%
Opportunities in the arts	Good	No Change	Good	Good
SACS accreditation	Yes	No Change	Yes	Yes
Parents attending conferences	100.0%	No Change	100.0%	100.0%
Character development program	Average	No Change	Excellent	Excellent
Dollars spent per pupil**	\$10,579	Up 32.0%	\$7,073	\$7,364
Percent of expenditures for instruction**	63.0%	Up from 57.8%	68.0%	68.0%
Percent of expenditures for teacher salaries**	59.0%	Up from 56.1%	66.5%	66.0%
ESEA composite index score	100.0	No Change	91.2	88.0

\* Length of contract = 185+ days.

\*\* Prior year audited financial data available.

## REPORT OF PRINCIPAL AND SCHOOL IMPROVEMENT COUNCIL

Ambler is a K4-grade 5 school nestled in the foothills of the Blue Ridge Mountains. We served 250 students in the 2012-2013 year. The school's mission statement summarizes our commitment to our students: "Ambler Elementary School, committed to academic excellence, will provide a strong foundation for all students by ensuring a safe, nurturing environment where staff, family, and community work together to emphasize relevant and challenging learning experiences. This has been another successful year at Ambler. Our students performed well academically and were engaged in several service learning projects in the community to help improve the citizenship of our students. We believe that Ambler is the best kept secret in our district. We continued our K4 half-day program to help serve 20 children and help prepare them for K5. We also provided a KinderCare program in the mornings for those parents of K4 children that were interested. We continued our Wildcat Den Afterschool Program from 2:30-5:30 P.M. We continued our Wildcat Citizens Recycling Program through the leadership of Tina Kelly, our guidance counselor. We continued the use of incentive tags to help praise and encourage our children. Ambler received the Palmetto Gold Award from the State Department of Education for the Absolute Rating and a Perfect Score of 100 (A+) based on PASS Test Scores. Jackie Chaka was selected as our Teacher of the Year. Wanda James was selected as our Support Staff Person of the Year. Kathy Gilbert was selected as our Volunteer of the Year. Tonya Wilson, SIC Chair and Carlton Lewis, Principal

## EVALUATION RESULTS

	Teachers	Students*	Parents*
Number of surveys returned	15	47	25
Percent satisfied with learning environment	100%	97.9%	84%
Percent satisfied with social and physical environment	100.1%	97.9%	82.6%
Percent satisfied with school-home relations	100.1%	95.7%	88%

\*Only students at the highest elementary school grade level at this school and their parents were included.

Comprehensive detail, including definitions of ratings, performance criteria, and explanations of status, is available on [www.ed.sc.gov](http://www.ed.sc.gov) and [www.eoc.sc.gov](http://www.eoc.sc.gov) as well as school and school district websites.

Printed versions are available from school districts upon request.

### Abbreviations Key

N/A Not Applicable N/AV Not Available N/C Not Collected N/R Not Reported I/S Insufficient Sample TBD To be determined  
 NI Newly Identified CSI Continuing School Improvement CA Corrective Action RP Plan to Restructure R Restructure DELAY School Improvement Status HOLD School Improvement Status