



SC Annual School Report Card Summary

Dover Elementary School
Orangeburg Consolidated 5
Grades: PK-5 Enrollment: 260
Principal: Michelle B. Kennedy
Superintendent: Cynthia Wilson
Board Chair: Mary Ulmer

PERFORMANCE

Comprehensive detail, including definitions of ratings, performance criteria, and explanations of status, is available on www.ed.sc.gov and www.eoc.sc.gov as well as school and school district websites. Printed versions are available from school districts upon request.

YEAR	ABSOLUTE RATING	GROWTH RATING	PALMETTO GOLD AND SILVER AWARD		ESEA/FEDERAL ACCOUNTABILITY RATING SYSTEM	
			General Performance	Closing the Gap	ESEA Grade	Accountability Indicator
2013	Average	Average	TBD	TBD	F	N/A
2012	Average	Good	Silver	N/A	A	N/A
2011	Average	Average	Silver	N/A	Met	N/A

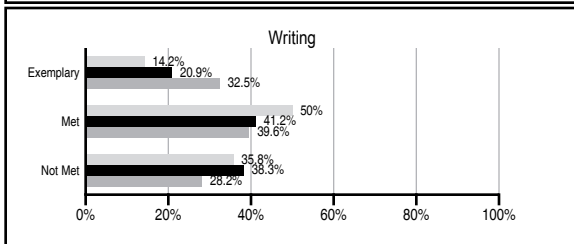
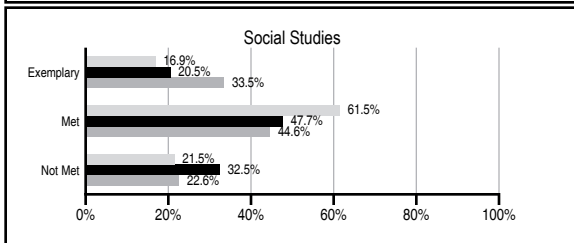
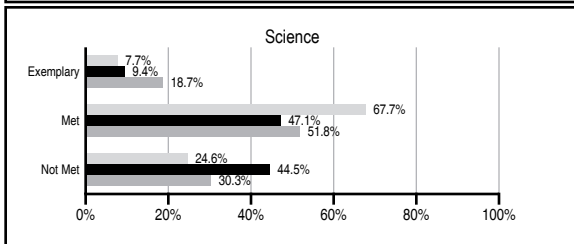
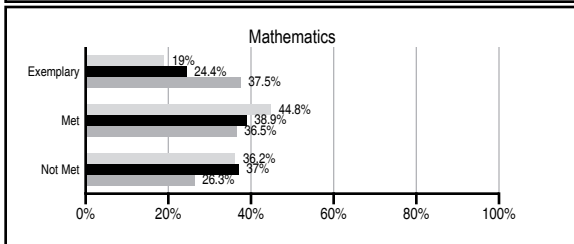
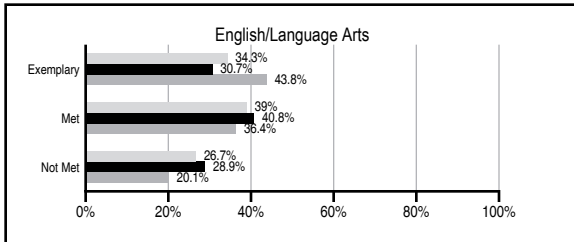
ABSOLUTE RATINGS OF ELEMENTARY SCHOOLS WITH STUDENTS LIKE OURS*

EXCELLENT	GOOD	AVERAGE	BELOW AVERAGE	AT-RISK
5	13	122	35	11

* Ratings are calculated with data available by 11/07/2013. Schools with Students Like Ours are Elementary Schools with Poverty Indices of no more than 5% above or below the index for this school.

PASS PERFORMANCE

Our School
 Elementary Schools with Students Like Ours
 Elementary schools statewide



NAEP PERFORMANCE*

* Performance reported for SC and nation, data not available at school level. Percentages at NAEP Achievement Levels.



SC PERFORMANCE VISION

By 2020 all students will graduate with the knowledge and skills necessary to compete successfully in the global economy, participate in a democratic society and contribute positively as members of families and communities.

Abbreviations Key

N/A Not Applicable N/AV Not Available N/C Not Collected N/R Not Reported I/S Insufficient Sample TBD To be determined

Dover Elementary School [Orangeburg Consolidated 5]

SCHOOL PROFILE

	Our School	Change from Last Year	Elementary Schools with Students Like Ours	Median Elementary School
Students (n=260)				
Retention rate	2.6%	Down from 4.5%	1.1%	0.9%
Attendance rate	94.5%	Down from 94.9%	95.9%	96.3%
Served by gifted and talented program	0.3%	N/A	3.6%	7.2%
With disabilities	16.9%	N/A	13.3%	12.4%
Older than usual for grade	4.1%	N/A	2.8%	1.9%
Out-of-school suspensions or expulsions for violent and/or criminal offenses	0.0%	No Change	0.0%	0.0%
Teachers (n=21)				
Teachers with advanced degrees	76.2%	Up from 61.1%	60.0%	62.5%
Continuing contract teachers	76.2%	Down from 83.3%	79.0%	83.3%
Teachers returning from previous year	81.4%	Down from 82.8%	85.2%	88.3%
Teacher attendance rate	98.9%	Up from 94.8%	94.9%	95.0%
Average teacher salary*	\$47,583	Up 0.5%	\$46,251	\$48,193
Classes not taught by highly qualified teachers	0.0%	No Change	0.0%	0.0%
Professional development days/teacher	5.8 days	Down from 14.5 days	10.9 days	11.0 days
School				
Principal's years at school	1.0	Down from 7.0	3.5	4.0
Student-teacher ratio in core subjects	15.5 to 1	Down from 18.9 to 1	18.6 to 1	20.1 to 1
Prime instructional time	90.7%	Up from 85.7%	89.5%	90.0%
Opportunities in the arts	Good	No Change	Good	Good
SACS accreditation	Yes	No Change	Yes	Yes
Parents attending conferences	99.9%	No Change	100.0%	100.0%
Character development program	Good	Down from Excellent	Excellent	Excellent
Dollars spent per pupil**	\$7,663	Down 9.9%	\$7,936	\$7,364
Percent of expenditures for instruction**	61.0%	Up from 60.3%	68.0%	68.0%
Percent of expenditures for teacher salaries**	57.0%	Up from 54.8%	64.0%	66.0%
ESEA composite index score	53.8	Down from 90.5	72.9	88.0

* Length of contract = 185+ days.

** Prior year audited financial data available.

EVALUATION RESULTS

	Teachers	Students*	Parents*
Number of surveys returned	20	37	27
Percent satisfied with learning environment	80%	86.5%	62.9%
Percent satisfied with social and physical environment	95.3%	81.1%	77.8%
Percent satisfied with school-home relations	79%	89.2%	73%

*Only students at the highest elementary school grade level at this school and their parents were included.

REPORT OF PRINCIPAL AND SCHOOL IMPROVEMENT COUNCIL

Dover Elementary School, located in North, SC, is a part of Orangeburg Consolidated School District Five. A community school serving a sparse population in an attendance zone exceeding 138 square miles, we serve approximately 319 Pre-K through fifth grade students.

Dover Elementary was recognized in 2012 for meeting the national Adequate Yearly Progress (AYP) standards of the "No Child Left Behind" Act and also as a 2012 SC Palmetto Silver Award Winning School for student achievement. Our students, staff, and parents collaborate to accomplish the school's mission: to ensure academic success for all students. Our monthly family nights keep parents abreast of school programs, family businesses, and they give families opportunities to come together at the school for academic information and recreation. Our quarterly award celebrations of students' achievements involve parents, and they provide opportunities for coming together in both the school and community. Dover's students are involved with opening the Town Council meetings in North by leading the pledge. Academic excellence is supported in a variety of ways. Fifth graders have the option of taking instrumental band. School-wide math achievement is further targeted for growth through frameworks and teacher professional development. Student interventions with Voyager, Study Island, and Calendar Math, provide for spiral concept engagement and practice opportunities. Third, fourth, and fifth grade students have the option of participating in the PASSport to Success Afterschool Tutorial Program.

Now in its sixth year of partnership, Dover Elementary School is proudly recognized as a platinum award winning Save the Children® partner. Their involvement with Dover Elementary has provided in-school and after-school tutoring, a volunteer grandparent program, a summer study program in June, and an intervention program for zero to five (5) year olds to develop literacy in the homes during the preschool years with a book exchange program. Dover's partnership with STC has also brought acquisitions in excess of \$40K in the media center, adding excitement to reading with new books. We have also maintained our partnership with Twenty-First Century® for an after-school program incorporating STEM (Science, Technology, Engineering, and Mathematics) for upper elementary grade students.

In 2013, Dover Elementary School participated in the OCSD5 21st CCLC Palmetto Mentoring and Robotic Engineering Grant Program. Through this program, students participated in an after-school mentoring program where they met with their mentor three days per week. They also participated in a two-week Robotic Engineer Summer day camp. This program is designed to increase the higher order thinking skills by providing students with teaching and learning experiences that require analysis, synthesis, evaluation, and application of specific data to resolve problems.

These approaches in the hands of experienced teachers with the support of caring and committed parents continue to move Dover's students forward.

Michelle Brailey Kennedy, Principal
Leon Waymeyer, SIC Chairperson

Comprehensive detail, including definitions of ratings, performance criteria, and explanations of status, is available on www.ed.sc.gov and www.eoc.sc.gov as well as school and school district websites.

Printed versions are available from school districts upon request.

Abbreviations Key

N/A Not Applicable N/AV Not Available N/C Not Collected N/R Not Reported I/S Insufficient Sample TBD To be determined
NI Newly Identified CSI Continuing School Improvement CA Corrective Action RP Plan to Restructure R Restructure DELAY School Improvement Status HOLD School Improvement Status