



# SC Annual School Report Card Summary

Rivelon Elementary School  
 Orangeburg Consolidated 5  
 Grades: PK-5 Enrollment: 189  
 Principal: Michele Myers  
 Superintendent: Cynthia Wilson  
 Board Chair: Mary Ulmer

## PERFORMANCE

Comprehensive detail, including definitions of ratings, performance criteria, and explanations of status, is available on [www.ed.sc.gov](http://www.ed.sc.gov) and [www.eoc.sc.gov](http://www.eoc.sc.gov) as well as school and school district websites. Printed versions are available from school districts upon request.

YEAR	ABSOLUTE RATING	GROWTH RATING	PALMETTO GOLD AND SILVER AWARD		ESEA/FEDERAL ACCOUNTABILITY RATING SYSTEM	
			General Performance	Closing the Gap	ESEA Grade	Accountability Indicator
2013	Below Average	At-Risk	TBD	TBD	F	N/A
2012	Below Average	At-Risk	N/A	N/A	F	N/A
2011	Good	Excellent	Gold	Silver	Not Met	N/A

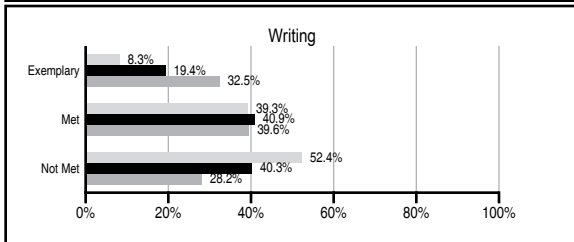
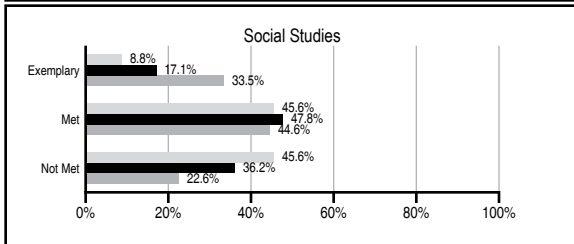
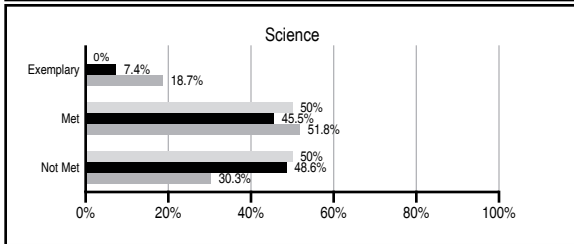
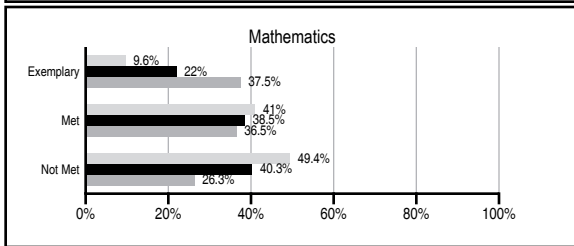
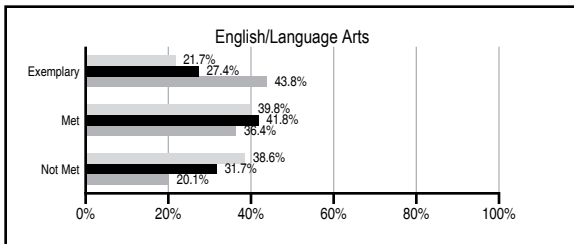
## ABSOLUTE RATINGS OF ELEMENTARY SCHOOLS WITH STUDENTS LIKE OURS\*

EXCELLENT	GOOD	AVERAGE	BELOW AVERAGE	AT-RISK
0	10	89	43	15

\* Ratings are calculated with data available by 11/07/2013. Schools with Students Like Ours are Elementary Schools with Poverty Indices of no more than 5% above or below the index for this school.

## PASS PERFORMANCE

Our School
  Elementary Schools with Students Like Ours
  Elementary schools statewide



## NAEP PERFORMANCE\*

\* Performance reported for SC and nation, data not available at school level. Percentages at NAEP Achievement Levels.



## SC PERFORMANCE VISION

*By 2020 all students will graduate with the knowledge and skills necessary to compete successfully in the global economy, participate in a democratic society and contribute positively as members of families and communities.*

### Abbreviations Key

N/A Not Applicable N/AV Not Available N/C Not Collected N/R Not Reported I/S Insufficient Sample TBD To be determined

# Rivelon Elementary School [Orangeburg Consolidated 5]

## SCHOOL PROFILE

	Our School	Change from Last Year	Elementary Schools with Students Like Ours	Median Elementary School
<b>Students (n=189)</b>				
Retention rate	0.0%	Down from 0.5%	1.1%	0.9%
Attendance rate	96.0%	Down from 96.8%	96.0%	96.3%
Served by gifted and talented program	0.0%	N/A	2.6%	7.2%
With disabilities	13.5%	N/A	13.4%	12.4%
Older than usual for grade	2.1%	N/A	3.0%	1.9%
Out-of-school suspensions or expulsions for violent and/or criminal offenses	0.0%	No Change	0.0%	0.0%
<b>Teachers (n=19)</b>				
Teachers with advanced degrees	78.9%	Down from 88.9%	60.0%	62.5%
Continuing contract teachers	84.2%	Down from 100.0%	75.0%	83.3%
Teachers returning from previous year	89.4%	Down from 91.7%	84.6%	88.3%
Teacher attendance rate	90.5%	Down from 94.7%	94.9%	95.0%
Average teacher salary*	\$51,758	Down 1.1%	\$46,049	\$48,193
Classes not taught by highly qualified teachers	0.0%	No Change	0.0%	0.0%
Professional development days/teacher	15.4 days	Up from 12.4 days	10.4 days	11.0 days
<b>School</b>				
Principal's years at school	1.0	Down from 8.0	3.3	4.0
Student-teacher ratio in core subjects	13.3 to 1	Down from 17.9 to 1	17.8 to 1	20.1 to 1
Prime instructional time	82.3%	Down from 89.1%	89.6%	90.0%
Opportunities in the arts	Good	No Change	Good	Good
SACS accreditation	Yes	No Change	Yes	Yes
Parents attending conferences	100.0%	Up from 94.4%	100.0%	100.0%
Character development program	Good	Down from Excellent	Excellent	Excellent
Dollars spent per pupil**	\$10,084	Up 2.2%	\$8,301	\$7,364
Percent of expenditures for instruction**	64.0%	Down from 64.5%	66.0%	68.0%
Percent of expenditures for teacher salaries**	61.0%	Up from 60.4%	64.0%	66.0%
ESEA composite index score	27.7	Down from 48.0	69.5	88.0

\* Length of contract = 185+ days.

\*\* Prior year audited financial data available.

## REPORT OF PRINCIPAL AND SCHOOL IMPROVEMENT COUNCIL

Rivelon Elementary School is located right outside the town limit of Orangeburg, SC. The school has a student body of 252 pre-Kindergarten through fifth graders. The ethnic demographics consist of approximately 94 percent African Americans, 5 percent Caucasians, and 1 percent Latino(a). We take pride in being a community school. Rivelon is a federally identified Title I school. We believe in developing and nurturing the whole child, meaning we cater to each child's physical, emotional, and cognitive well-being. We achieve this, by incorporating a plethora of initiatives and strategies designed to meet those individual needs. Our guidance counselor and teachers support our county's character education initiative by incorporating character education during classroom instruction. Our goal is student achievement. As such, we use a variety of scientifically, research based instructional strategies to instruct our students. In addition to using best practices, we initiated content based classes this year to improve pedagogy in reading, writing, and mathematics. Further, we instituted Principal's Professional Learning Communities in which teachers and the administration analyzed data and designed instruction to address the needs of the student. We believe that building and sustaining positive home-school connections are essential in improving academic outcomes for our students. We instituted several programs designed to bridge those relationships, namely Books and Breakfast, Principal, Pastries, and Parents, and Taking it to the Streets. At Rivelon, "We exist to improve student achievement." Michele Myers, Principal  
Willie Booker, School Improvement Council Chairperson

## EVALUATION RESULTS

	Teachers	Students*	Parents*
Number of surveys returned	26	28	18
Percent satisfied with learning environment	88.4%	82.2%	83.3%
Percent satisfied with social and physical environment	88.4%	85.2%	79%
Percent satisfied with school-home relations	60%	82.2%	73.7%

\*Only students at the highest elementary school grade level at this school and their parents were included.

Comprehensive detail, including definitions of ratings, performance criteria, and explanations of status, is available on [www.ed.sc.gov](http://www.ed.sc.gov) and [www.eoc.sc.gov](http://www.eoc.sc.gov) as well as school and school district websites.

Printed versions are available from school districts upon request.

### Abbreviations Key

N/A Not Applicable N/AV Not Available N/C Not Collected N/R Not Reported I/S Insufficient Sample TBD To be determined  
NI Newly Identified CSI Continuing School Improvement CA Corrective Action RP Plan to Restructure R Restructure DELAY School Improvement Status HOLD School Improvement Status