



# SC Annual School Report Card Summary

**Brookdale Elementary**  
**Orangeburg Consolidated 5**  
**Grades: PK-5**      **Enrollment: 278**  
**Principal: Charlene Stokes**  
**Superintendent: Cynthia Wilson**  
**Board Chair: Mary Ulmer**

## PERFORMANCE

Comprehensive detail, including definitions of ratings, performance criteria, and explanations of status, is available on [www.ed.sc.gov](http://www.ed.sc.gov) and [www.eoc.sc.gov](http://www.eoc.sc.gov) as well as school and school district websites. Printed versions are available from school districts upon request.

YEAR	ABSOLUTE RATING	GROWTH RATING	PALMETTO GOLD AND SILVER AWARD		ESEA/FEDERAL ACCOUNTABILITY RATING SYSTEM	
			General Performance	Closing the Gap	ESEA Grade	Accountability Indicator
2013	Average	Excellent	TBD	TBD	A	Priority
2012	At-Risk	Below Average	N/A	N/A	F	Priority
2011	Below Average	Average	N/A	N/A	Not Met	N/A

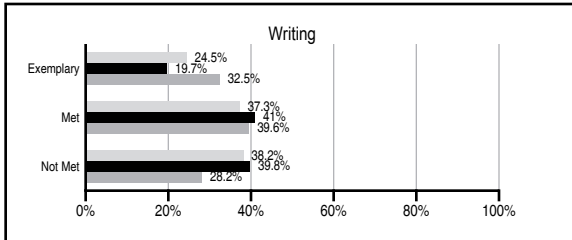
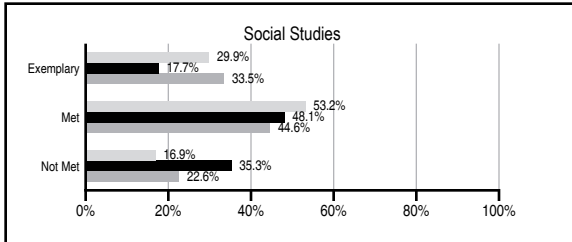
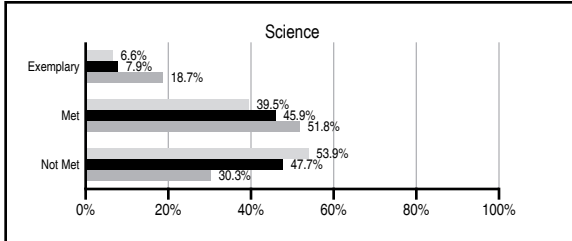
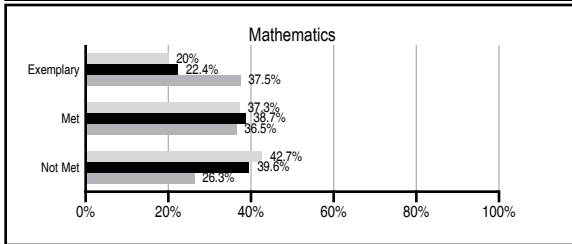
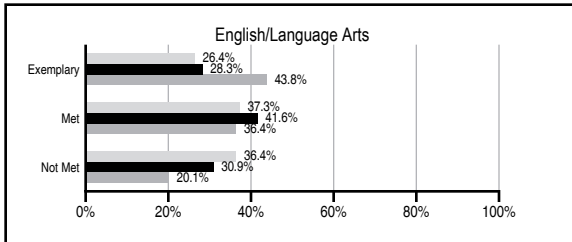
## ABSOLUTE RATINGS OF ELEMENTARY SCHOOLS WITH STUDENTS LIKE OURS\*

EXCELLENT	GOOD	AVERAGE	BELOW AVERAGE	AT-RISK
1	13	99	45	15

\* Ratings are calculated with data available by 11/07/2013. Schools with Students Like Ours are Elementary Schools with Poverty Indices of no more than 5% above or below the index for this school.

## PASS PERFORMANCE

Our School     
  Elementary Schools with Students Like Ours     
  Elementary schools statewide



## NAEP PERFORMANCE\*

\* Performance reported for SC and nation, data not available at school level. Percentages at NAEP Achievement Levels.



## SC PERFORMANCE VISION

*By 2020 all students will graduate with the knowledge and skills necessary to compete successfully in the global economy, participate in a democratic society and contribute positively as members of families and communities.*

### Abbreviations Key

N/A Not Applicable N/AV Not Available N/C Not Collected N/R Not Reported I/S Insufficient Sample TBD To be determined

# Brookdale Elementary [Orangeburg Consolidated 5]

## SCHOOL PROFILE

	Our School	Change from Last Year	Elementary Schools with Students Like Ours	Median Elementary School
<b>Students (n=278)</b>				
Retention rate	0.7%	Down from 1.1%	1.1%	0.9%
Attendance rate	95.9%	Down from 96.2%	95.9%	96.3%
Served by gifted and talented program	0.3%	N/A	2.7%	7.2%
With disabilities	11.3%	N/A	13.6%	12.4%
Older than usual for grade	3.1%	N/A	3.0%	1.9%
Out-of-school suspensions or expulsions for violent and/or criminal offenses	0.0%	No Change	0.0%	0.0%
<b>Teachers (n=19)</b>				
Teachers with advanced degrees	73.7%	Down from 77.3%	60.0%	62.5%
Continuing contract teachers	94.7%	Up from 81.8%	76.5%	83.3%
Teachers returning from previous year	83.2%	Down from 83.6%	84.7%	88.3%
Teacher attendance rate	95.0%	Down from 97.0%	94.9%	95.0%
Average teacher salary*	\$48,176	Up 4.0%	\$46,049	\$48,193
Classes not taught by highly qualified teachers	0.0%	Down from 7.8%	0.0%	0.0%
Professional development days/teacher	27.4 days	Up from 11.8 days	10.4 days	11.0 days
<b>School</b>				
Principal's years at school	1.0	Down from 12.0	4.0	4.0
Student-teacher ratio in core subjects	20.0 to 1	Up from 15.1 to 1	18.2 to 1	20.1 to 1
Prime instructional time	86.0%	Down from 90.5%	89.6%	90.0%
Opportunities in the arts	Good	No Change	Good	Good
SACS accreditation	Yes	No Change	Yes	Yes
Parents attending conferences	99.7%	Down from 100.0%	100.0%	100.0%
Character development program	Excellent	No Change	Good	Excellent
Dollars spent per pupil**	\$9,959	Down 0.6%	\$8,187	\$7,364
Percent of expenditures for instruction**	59.0%	Up from 57.5%	67.0%	68.0%
Percent of expenditures for teacher salaries**	55.0%	Up from 54.0%	64.0%	66.0%
ESEA composite index score	95.9	Up from 27.1	71.5	88.0

\* Length of contract = 185+ days.

\*\* Prior year audited financial data available.

## EVALUATION RESULTS

	Teachers	Students*	Parents*
Number of surveys returned	24	25	24
Percent satisfied with learning environment	83.3%	96%	83.3%
Percent satisfied with social and physical environment	83.3%	84%	79.2%
Percent satisfied with school-home relations	82.6%	92%	65.2%

\*Only students at the highest elementary school grade level at this school and their parents were included.

## REPORT OF PRINCIPAL AND SCHOOL IMPROVEMENT COUNCIL

The mission of Brookdale Elementary School is to ensure academic success for all students. Our teachers are highly qualified and continue to hone their skills in order to focus on the individual learning styles of each student. In 2012-2013, we continued making student achievement our number one priority and school-based professional development remained a cornerstone in our efforts to prepare teachers to meet the needs of all students. Brookdale Elementary is a student-centered Title 1 school that serves 334 students.

Our focus continues to be student achievement, school climate/parent involvement, and teacher administrator quality. Student achievement continues to remain the top priority as teachers utilized a variety of research proven instructional strategies to meet the needs of our students. Teachers meet weekly in our Professional Learning Community (PLC) sessions to review student work, analyze student achievement data, identify effective instructional practices, and review current research. Since formal education is based on the premise that students learn as a direct result of classroom instruction, during the 2012-2013 school year, our teachers participated in Explicit Direct Instruction (EDI) professional development. EDI is an approach based on the premise that all children can learn, helps teachers deliver effective lessons that can significantly improve achievement for all learners.

Our character education program (PBIS) sets common positive expectations for the school and classroom. Stickers were distributed to students for displaying appropriate expectations and the students were able to redeem them for items in our Ebay store. Through our Fresh Fruits and Vegetables program we continued to promote a healthy school environment by providing students with healthy snacks during the school day. Activities beyond the classroom continue to be a part of the instructional program at Brookdale including the 21st Century After School program, monthly Family Friendly Standards Nights, Recycling Program, Career Fair, Pennies for Patients, and college tours.

Our active Parent Teacher Organization (PTO) and School Improvement Council (SIC) continue to support our instructional program. The faculty and staff work diligently to provide each student with a quality educational program. However, consistently providing differentiated instruction to meet the needs of all learners continues to remain a challenge.

Octavia Green, SIC Chairperson  
Charlene Stokes, Principal

Comprehensive detail, including definitions of ratings, performance criteria, and explanations of status, is available on [www.ed.sc.gov](http://www.ed.sc.gov) and [www.eoc.sc.gov](http://www.eoc.sc.gov) as well as school and school district websites.

Printed versions are available from school districts upon request.

### Abbreviations Key

N/A Not Applicable N/AV Not Available N/C Not Collected N/R Not Reported I/S Insufficient Sample TBD To be determined

NI Newly Identified CSI Continuing School Improvement CA Corrective Action RP Plan to Restructure R Restructure DELAY School Improvement Status HOLD School Improvement Status