



SC Annual School Report Card Summary

Bethune-Bowman Elementary
 Orangeburg Consolidated 5
 Grades: PK-5 Enrollment: 294
 Principal: Lakekia J. Lewis
 Superintendent: Cynthia Wilson
 Board Chair: Mary Ulmer

PERFORMANCE

Comprehensive detail, including definitions of ratings, performance criteria, and explanations of status, is available on www.ed.sc.gov and www.eoc.sc.gov as well as school and school district websites. Printed versions are available from school districts upon request.

YEAR	ABSOLUTE RATING	GROWTH RATING	PALMETTO GOLD AND SILVER AWARD		ESEA/FEDERAL ACCOUNTABILITY RATING SYSTEM	
			General Performance	Closing the Gap	ESEA Grade	Accountability Indicator
2013	Average	Excellent	TBD	TBD	A	Priority
2012	Below Average	Average	N/A	N/A	F	Priority
2011	Average	Average	Silver	N/A	Not Met	N/A

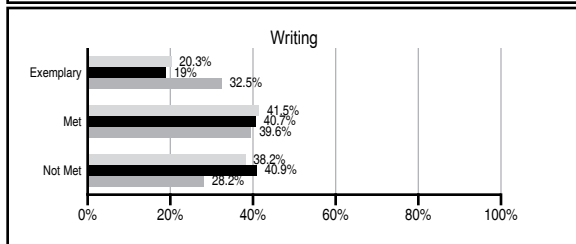
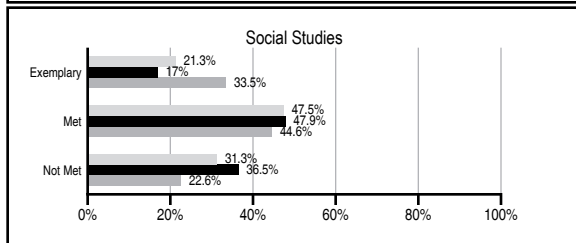
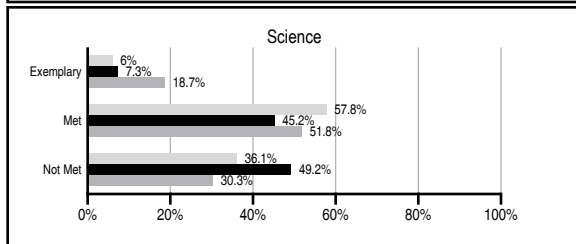
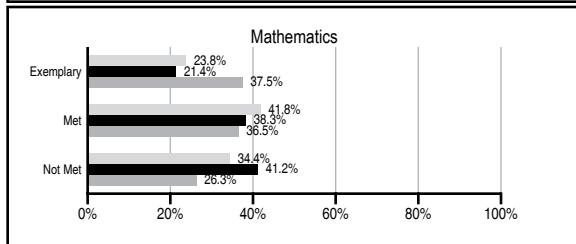
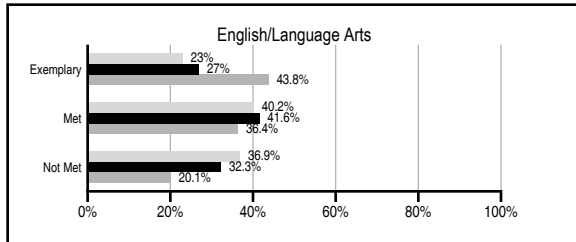
ABSOLUTE RATINGS OF ELEMENTARY SCHOOLS WITH STUDENTS LIKE OURS*

EXCELLENT	GOOD	AVERAGE	BELOW AVERAGE	AT-RISK
0	9	76	40	15

* Ratings are calculated with data available by 11/07/2013. Schools with Students Like Ours are Elementary Schools with Poverty Indices of no more than 5% above or below the index for this school.

PASS PERFORMANCE

Our School
 Elementary Schools with Students Like Ours
 Elementary schools statewide



NAEP PERFORMANCE*

* Performance reported for SC and nation, data not available at school level. Percentages at NAEP Achievement Levels.



SC PERFORMANCE VISION

By 2020 all students will graduate with the knowledge and skills necessary to compete successfully in the global economy, participate in a democratic society and contribute positively as members of families and communities.

Abbreviations Key

N/A Not Applicable N/AV Not Available N/C Not Collected N/R Not Reported I/S Insufficient Sample TBD To be determined

Bethune-Bowman Elementary [Orangeburg]

SCHOOL PROFILE

	Our School	Change from Last Year	Elementary Schools with Students Like Ours	Median Elementary School
Students (n=294)				
Retention rate	1.0%	Down from 3.2%	1.1%	0.9%
Attendance rate	95.2%	Down from 95.7%	95.9%	96.3%
Served by gifted and talented program	0.0%	N/A	2.5%	7.2%
With disabilities	15.5%	N/A	13.5%	12.4%
Older than usual for grade	4.2%	N/A	2.9%	1.9%
Out-of-school suspensions or expulsions for violent and/or criminal offenses	0.0%	No Change	0.0%	0.0%
Teachers (n=21)				
Teachers with advanced degrees	71.4%	Down from 82.6%	60.0%	62.5%
Continuing contract teachers	66.7%	Up from 60.9%	74.2%	83.3%
Teachers returning from previous year	74.5%	Down from 78.6%	84.5%	88.3%
Teacher attendance rate	96.0%	Down from 96.9%	94.9%	95.0%
Average teacher salary*	\$46,336	Up 5.3%	\$45,938	\$48,193
Classes not taught by highly qualified teachers	0.0%	Down from 12.8%	0.0%	0.0%
Professional development days/teacher	18.3 days	Down from 27.4 days	10.4 days	11.0 days
School				
Principal's years at school	1.0	Down from 5.0	4.0	4.0
Student-teacher ratio in core subjects	22.7 to 1	Up from 19.6 to 1	17.8 to 1	20.1 to 1
Prime instructional time	86.5%	Down from 89.1%	89.6%	90.0%
Opportunities in the arts	Good	No Change	Good	Good
SACS accreditation	Yes	No Change	Yes	Yes
Parents attending conferences	99.9%	Down from 100.0%	100.0%	100.0%
Character development program	Good	Down from Excellent	Excellent	Excellent
Dollars spent per pupil**	\$7,235	Down 4.6%	\$8,594	\$7,364
Percent of expenditures for instruction**	67.0%	Up from 63.9%	66.5%	68.0%
Percent of expenditures for teacher salaries**	63.0%	Up from 59.8%	63.5%	66.0%
ESEA composite index score	96.0	Up from 32.4	68.1	88.0

* Length of contract = 185+ days.

** Prior year audited financial data available.

EVALUATION RESULTS

	Teachers	Students*	Parents*
Number of surveys returned	22	50	28
Percent satisfied with learning environment	100%	98%	85.7%
Percent satisfied with social and physical environment	95.7%	92%	74%
Percent satisfied with school-home relations	73.9%	85.8%	78.6%

*Only students at the highest elementary school grade level at this school and their parents were included.

REPORT OF PRINCIPAL AND SCHOOL IMPROVEMENT COUNCIL

Bethune-Bowman Elementary is a Red Carpet School where parents, community members, and all stakeholders are always welcomed with a smile. Bethune-Bowman Elementary's mission is to ensure academic success for all students and it's echoed throughout the school. Bethune-Bowman Elementary is located in Rowesville, South Carolina and serves approximately 336 Pre-K through fifth grade students.

The 2012-2013 school year has been productive for the faculty, staff, and students because teaching and learning is the main focus for this school. This commitment to personal accountability and maximum effort has united our team of students, faculty, staff, parents, community, and all stakeholders. More emphasis has been placed on using data to drive the instruction of our students. For the current year, all teachers taught the standards and constantly checked for understanding. The school has put in place instructional non-negotiables that ensured student mastery. We have monthly content nights to inform parents of academic happenings and other pertinent information. To assist students and fill academic gaps, the Voyager Program was implemented daily in English Language Arts and Math classes. Bethune-Bowman Elementary offered afterschool tutoring three times a week and a Saturday Academy twice a month in an effort to provide academic assistance to students.

□ Bethune-Bowman Elementary School is recognized as a platinum award winning school in partnership with Save the Children Program. The focus of this program is to promote reading, literacy, and tutoring among kindergarten through fifth grade students with the use of a volunteer grandparent program. The Early Steps to School Success is a pre-literacy and language program that works with families of children the ages of 0-3. We also have maintained our partnership with the Twenty-First Century Afterschool Program which incorporated STEM lessons (Science, Technology, Engineering, and Mathematics) for students.

□ The Bethune-Bowman Elementary School Family is dedicated to educating the whole child and seeks the continued support, encouragement, and commitment of all stakeholders as we strive for academic excellence.

Lakekia Jamison Lewis, Principal □
Samarrow B. Pelzer, School Improvement Council Chairperson

Comprehensive detail, including definitions of ratings, performance criteria, and explanations of status, is available on www.ed.sc.gov and www.eoc.sc.gov as well as school and school district websites.

Printed versions are available from school districts upon request.

Abbreviations Key

N/A Not Applicable N/AV Not Available N/C Not Collected N/R Not Reported I/S Insufficient Sample TBD To be determined

NI Newly Identified CSI Continuing School Improvement CA Corrective Action RP Plan to Restructure R Restructure DELAY School Improvement Status HOLD School Improvement Status