



SC Annual School Report Card Summary

Edisto Elementary School
 Orangeburg Consolidated 4
 Grades: 3-5 Enrollment: 559
 Principal: Thomas M. Drew
 Superintendent: Brenda Turner
 Board Chair: Peggy Tyler

PERFORMANCE

Comprehensive detail, including definitions of ratings, performance criteria, and explanations of status, is available on www.ed.sc.gov and www.eoc.sc.gov as well as school and school district websites. Printed versions are available from school districts upon request.

YEAR	ABSOLUTE RATING	GROWTH RATING	PALMETTO GOLD AND SILVER AWARD		ESEA/FEDERAL ACCOUNTABILITY RATING SYSTEM	
			General Performance	Closing the Gap	ESEA Grade	Accountability Indicator
2013	Below Average	Good	TBD	TBD	F	N/A
2012	Below Average	Average	N/A	N/A	F	N/A
2011	Below Average	Average	Silver	N/A	Not Met	N/A

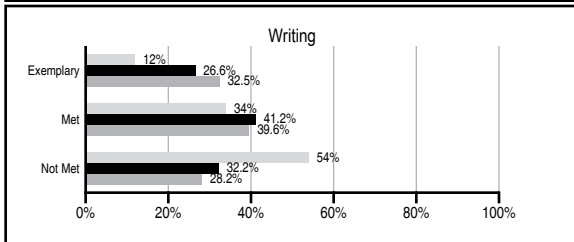
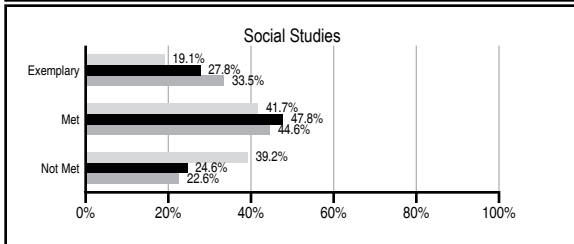
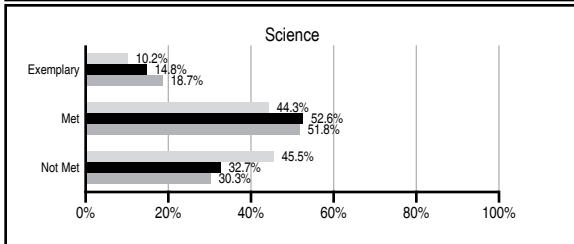
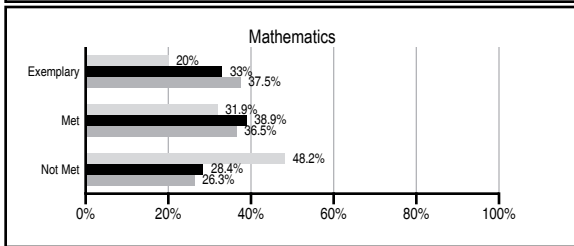
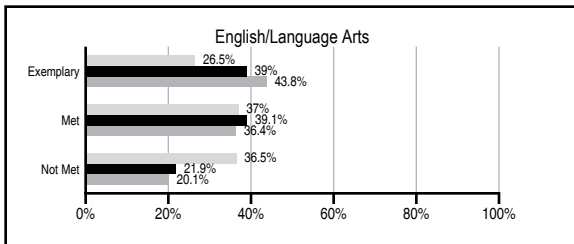
ABSOLUTE RATINGS OF ELEMENTARY SCHOOLS WITH STUDENTS LIKE OURS*

EXCELLENT	GOOD	AVERAGE	BELOW AVERAGE	AT-RISK
13	28	85	6	1

* Ratings are calculated with data available by 11/07/2013. Schools with Students Like Ours are Elementary Schools with Poverty Indices of no more than 5% above or below the index for this school.

PASS PERFORMANCE

Our School
 Elementary Schools with Students Like Ours
 Elementary schools statewide



NAEP PERFORMANCE*

* Performance reported for SC and nation, data not available at school level. Percentages at NAEP Achievement Levels.



SC PERFORMANCE VISION

By 2020 all students will graduate with the knowledge and skills necessary to compete successfully in the global economy, participate in a democratic society and contribute positively as members of families and communities.

Abbreviations Key

N/A Not Applicable N/AV Not Available N/C Not Collected N/R Not Reported I/S Insufficient Sample TBD To be determined

Edisto Elementary School [Orangeburg Consolidated 4]

SCHOOL PROFILE

	Our School	Change from Last Year	Elementary Schools with Students Like Ours	Median Elementary School
Students (n=559)				
Retention rate	0.0%	Down from 0.2%	1.2%	0.9%
Attendance rate	95.7%	Down from 95.8%	96.0%	96.3%
Served by gifted and talented program	5.9%	N/A	5.9%	7.2%
With disabilities	11.3%	N/A	14.1%	12.4%
Older than usual for grade	3.1%	N/A	2.4%	1.9%
Out-of-school suspensions or expulsions for violent and/or criminal offenses	0.9%	Up from 0.0%	0.0%	0.0%
Teachers (n=37)				
Teachers with advanced degrees	64.9%	Down from 69.4%	61.3%	62.5%
Continuing contract teachers	83.8%	Up from 80.6%	83.8%	83.3%
Teachers returning from previous year	95.5%	Down from 95.6%	88.5%	88.3%
Teacher attendance rate	94.3%	Up from 91.6%	94.7%	95.0%
Average teacher salary*	\$45,260	Down 2.1%	\$47,608	\$48,193
Classes not taught by highly qualified teachers	0.0%	No Change	0.0%	0.0%
Professional development days/teacher	9.5 days	Up from 7.8 days	11.2 days	11.0 days
School				
Principal's years at school	1.0	Down from 17.0	4.0	4.0
Student-teacher ratio in core subjects	21.9 to 1	Up from 18.9 to 1	20.1 to 1	20.1 to 1
Prime instructional time	89.1%	Up from 86.3%	89.6%	90.0%
Opportunities in the arts	Good	No Change	Good	Good
SACS accreditation	Yes	No Change	Yes	Yes
Parents attending conferences	100.0%	Up from 16.6%	100.0%	100.0%
Character development program	Excellent	No Change	Excellent	Excellent
Dollars spent per pupil**	\$6,578	Up 4.7%	\$7,297	\$7,364
Percent of expenditures for instruction**	63.0%	Up from 62.8%	68.0%	68.0%
Percent of expenditures for teacher salaries**	60.0%	Up from 59.5%	65.0%	66.0%
ESEA composite index score	56.9	Up from 51.9	84.2	88.0

* Length of contract = 185+ days.

** Prior year audited financial data available.

REPORT OF PRINCIPAL AND SCHOOL IMPROVEMENT COUNCIL

Edisto Elementary School is an educational center that provides instruction in grades three through five, located in rural Orangeburg County. Our mission, through the partnership of school, home, and community, is to create a caring, secure, and positive learning environment that produces imaginative, lifelong learners who will use high level thinking skills to become successful citizens in a culturally diverse society. Our instructional strategies reflect the best practices for implementation of the Common Core State Standards (CCSS) to develop young people that will be college and career ready. Our curriculum is modified to meet the ever changing needs of our students. We understand that progress is only achieved by developing programs that enhance the learner's probability for success. We have added computer-assisted instructional programs like Ticket to Read and IXL that encourage our student's critical thinking process. During this school year, our faculty provided specific interventions in literacy, math, and social behaviors. Targeted students were instructed daily on their level using the Voyager and VMath programs that highlighted improvement areas. Another intervention was the formation of the Brother's Keeper Club to enable young men to make better choices about their behavior and academics. Other areas of student participation included: Good News Club, Bike Club, Honor's Chorale, Healing Species, and GREAT program. Parents and family members are encouraged to participate in quarterly Awards Day programs, Fall Festival, Grandparents Day activities, PTSO student performances, Veterans Day program, Scholastic Book Fairs, Career Day, Living Museum, Field Days, and other special events. In spite of recent budget cuts and decreased student funding, the faculty and staff will continue to provide purposeful learning experiences for our young people. We welcome your suggestions and your continued support is always appreciated.

Thomas M. Drew, Principal
Dr. Steven Preast, School Improvement Council Chairman

EVALUATION RESULTS

	Teachers	Students*	Parents*
Number of surveys returned	39	159	55
Percent satisfied with learning environment	71.8%	84.9%	81.8%
Percent satisfied with social and physical environment	84.2%	83%	81.8%
Percent satisfied with school-home relations	44.7%	84.2%	79.6%

*Only students at the highest elementary school grade level at this school and their parents were included.

Comprehensive detail, including definitions of ratings, performance criteria, and explanations of status, is available on www.ed.sc.gov and www.eoc.sc.gov as well as school and school district websites.

Printed versions are available from school districts upon request.

Abbreviations Key

N/A Not Applicable N/AV Not Available N/C Not Collected N/R Not Reported I/S Insufficient Sample TBD To be determined
NI Newly Identified CSI Continuing School Improvement CA Corrective Action RP Plan to Restructure R Restructure DELAY School Improvement Status HOLD School Improvement Status