



SC Annual School Report Card Summary

St. James-Gaillard Elementary School
 Orangeburg Consolidated 3
 Grades: PK-5 Enrollment: 376
 Principal: Michelle A. Wilson
 Superintendent: Cynthia Cash-Greene
 Board Chair: Mrs. Betty Shuler

PERFORMANCE

Comprehensive detail, including definitions of ratings, performance criteria, and explanations of status, is available on www.ed.sc.gov and www.eoc.sc.gov as well as school and school district websites. Printed versions are available from school districts upon request.

YEAR	ABSOLUTE RATING	GROWTH RATING	PALMETTO GOLD AND SILVER AWARD		ESEA/FEDERAL ACCOUNTABILITY RATING SYSTEM	
			General Performance	Closing the Gap	ESEA Grade	Accountability Indicator
2013	Average	Below Average	TBD	TBD	D	N/A
2012	Average	Average	N/A	N/A	A	N/A
2011	Average	At-Risk	N/A	N/A	Not Met	N/A

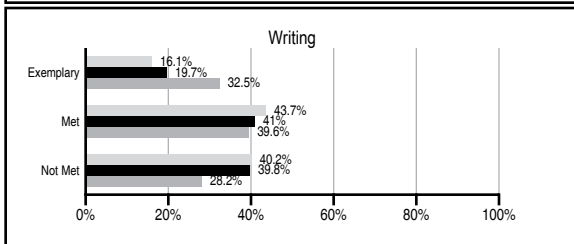
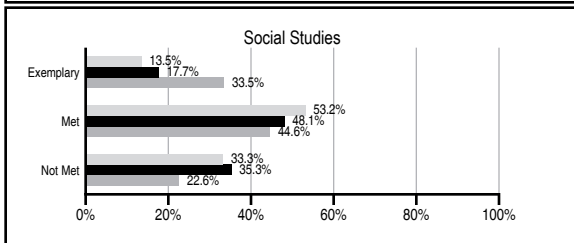
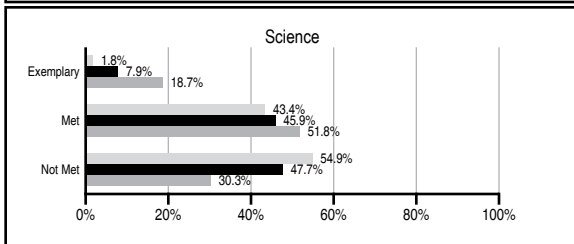
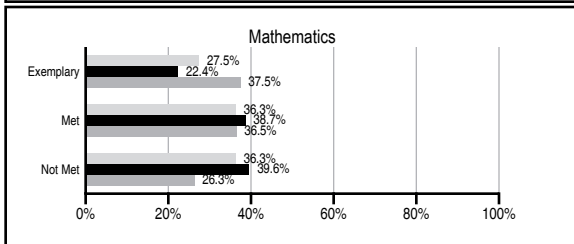
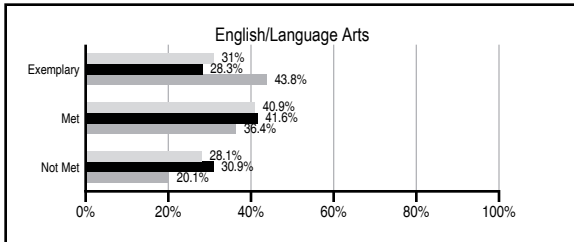
ABSOLUTE RATINGS OF ELEMENTARY SCHOOLS WITH STUDENTS LIKE OURS*

EXCELLENT	GOOD	AVERAGE	BELOW AVERAGE	AT-RISK
1	13	99	45	15

* Ratings are calculated with data available by 11/07/2013. Schools with Students Like Ours are Elementary Schools with Poverty Indices of no more than 5% above or below the index for this school.

PASS PERFORMANCE

Our School
 Elementary Schools with Students Like Ours
 Elementary schools statewide



NAEP PERFORMANCE*

* Performance reported for SC and nation, data not available at school level. Percentages at NAEP Achievement Levels.



SC PERFORMANCE VISION

By 2020 all students will graduate with the knowledge and skills necessary to compete successfully in the global economy, participate in a democratic society and contribute positively as members of families and communities.

Abbreviations Key

N/A Not Applicable N/AV Not Available N/C Not Collected N/R Not Reported I/S Insufficient Sample TBD To be determined

St. James-Gaillard Elementary School
[Orangeburg Consolidated 3]

SCHOOL PROFILE

	Our School	Change from Last Year	Elementary Schools with Students Like Ours	Median Elementary School
Students (n=376)				
Retention rate	0.3%	Up from 0.2%	1.1%	0.9%
Attendance rate	96.2%	Down from 96.8%	95.9%	96.3%
Served by gifted and talented program	1.2%	N/A	2.7%	7.2%
With disabilities	10.5%	N/A	13.6%	12.4%
Older than usual for grade	3.0%	N/A	3.0%	1.9%
Out-of-school suspensions or expulsions for violent and/or criminal offenses	0.0%	No Change	0.0%	0.0%
Teachers (n=27)				
Teachers with advanced degrees	70.4%	Up from 66.7%	60.0%	62.5%
Continuing contract teachers	77.8%	Up from 74.1%	76.5%	83.3%
Teachers returning from previous year	92.5%	Down from 93.4%	84.7%	88.3%
Teacher attendance rate	94.6%	Down from 96.1%	94.9%	95.0%
Average teacher salary*	\$47,094	Up 0.2%	\$46,049	\$48,193
Classes not taught by highly qualified teachers	0.0%	No Change	0.0%	0.0%
Professional development days/teacher	10.0 days	Up from 8.5 days	10.4 days	11.0 days
School				
Principal's years at school	15.0	Up from 14.0	4.0	4.0
Student-teacher ratio in core subjects	17.7 to 1	Down from 20.0 to 1	18.2 to 1	20.1 to 1
Prime instructional time	88.0%	Down from 91.0%	89.6%	90.0%
Opportunities in the arts	Good	No Change	Good	Good
SACS accreditation	Yes	No Change	Yes	Yes
Parents attending conferences	100.0%	No Change	100.0%	100.0%
Character development program	Average	No Change	Good	Excellent
Dollars spent per pupil**	\$7,905	Up 5.9%	\$8,187	\$7,364
Percent of expenditures for instruction**	68.0%	Down from 69.2%	67.0%	68.0%
Percent of expenditures for teacher salaries**	61.0%	Down from 61.4%	64.0%	66.0%
ESEA composite index score	63.0	Down from 91.2	71.5	88.0

* Length of contract = 185+ days.

** Prior year audited financial data available.

EVALUATION RESULTS

	Teachers	Students*	Parents*
Number of surveys returned	31	36	42
Percent satisfied with learning environment	100%	94.4%	80.9%
Percent satisfied with social and physical environment	100%	94.3%	90.5%
Percent satisfied with school-home relations	96.7%	91.7%	82.5%

*Only students at the highest elementary school grade level at this school and their parents were included.

REPORT OF PRINCIPAL AND SCHOOL IMPROVEMENT COUNCIL

St. James-Gaillard Elementary School has created a positive and enriching climate that holds true to its school vision. "We envision our school as a place of learning where all members are expected to plan, encouraged to dream, and inspired to reach beyond their goals." This vision expands as our school continues to focus on our magnet theme – Science Technology Engineering and Math (STEM).

We are a Title One School located in a rural area with 92.4% of our students receiving free and reduced meals. Our students continue to achieve academic and artistic gains in a positive and caring environment.

We are very proud of the fact that our school has made Adequate Yearly Progress (AYP) 10 out of 11 years and this past year we received a letter grade of A on the federal report card. With our major focus being instruction, students are exposed to the appropriate curriculum for their grade level along with other enriching and challenging experiences.

To enhance our STEM theme, St. James-Gaillard established an Odyssey of the Mind team. During the state competitions, SJG had one team that placed third place and another that placed first place in Division 1 for the state of South Carolina. The team earning first place traveled to the World Finals held at Michigan State University. This afforded these students to compete against others students from around the world.

As a school, we continued to embrace our theme through the sciences. Each nine weeks, a different area of Science was integrated into all subjects (Life Science, Physical Science, Earth Science, and Flight/ Space). All state standards were taught through this theme. Students learned the required standards in a new and exciting way.

We continued to monitor and adjust our instructional program to meet the needs of all students. In so doing, we conducted curriculum, grade level, faculty and learning communities meetings, vertical team planning sessions, and student achievement goals meetings on a consistent basis. With the implementation of the Teacher Advancement Program (TAP), our strategies for instructing students has been refined and polished.

For the continued development of the administrators and faculty, staff development sessions were planned to meet the needs of our school. Staff members continued to attend graduate classes, in-services, workshops, and conferences to strengthen their instructional skills and increase their understanding of the South Carolina Curriculum Standards.

The support of an excellent PTO and School Improvement Council has continued to make SJG a school that is definitely moving "Full Steam Ahead."

Michelle A. Wilson, Principal
 Cynthia D. White, SIC Chairperson

Comprehensive detail, including definitions of ratings, performance criteria, and explanations of status, is available on www.ed.sc.gov and www.eoc.sc.gov as well as school and school district websites.

Printed versions are available from school districts upon request.

Abbreviations Key

N/A Not Applicable N/AV Not Available N/C Not Collected N/R Not Reported I/S Insufficient Sample TBD To be determined

NI Newly Identified CSI Continuing School Improvement CA Corrective Action RP Plan to Restructure R Restructure DELAY School Improvement Status HOLD School Improvement Status