



SC Annual School Report Card Summary

Holly Hill Elementary School
 Orangeburg Consolidated 3
 Grades: PK-5 Enrollment: 450
 Principal: Eric L. Brown
 Superintendent: Cynthia Cash-Greene
 Board Chair: Mrs. Betty Shuler

PERFORMANCE

Comprehensive detail, including definitions of ratings, performance criteria, and explanations of status, is available on www.ed.sc.gov and www.eoc.sc.gov as well as school and school district websites. Printed versions are available from school districts upon request.

YEAR	ABSOLUTE RATING	GROWTH RATING	PALMETTO GOLD AND SILVER AWARD		ESEA/FEDERAL ACCOUNTABILITY RATING SYSTEM	
			General Performance	Closing the Gap	ESEA Grade	Accountability Indicator
2013	Below Average	Average	TBD	TBD	B	N/A
2012	At-Risk	At-Risk	N/A	N/A	F	N/A
2011	At-Risk	At-Risk	N/A	N/A	Not Met	N/A

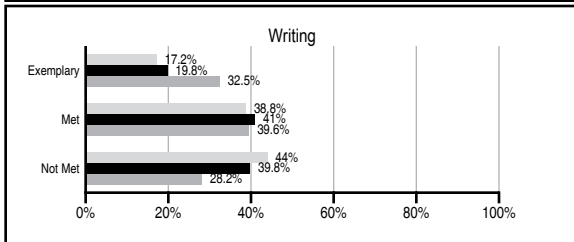
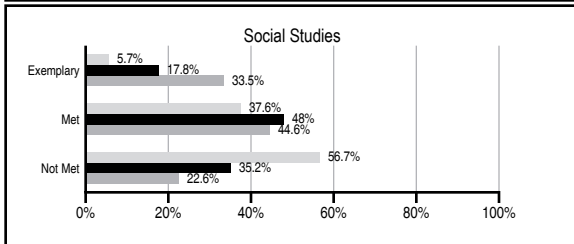
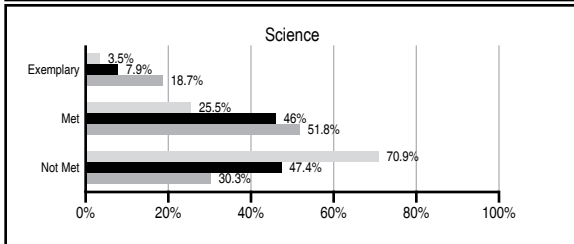
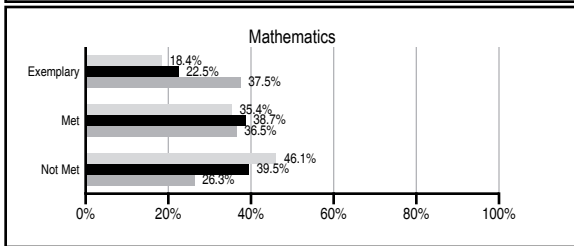
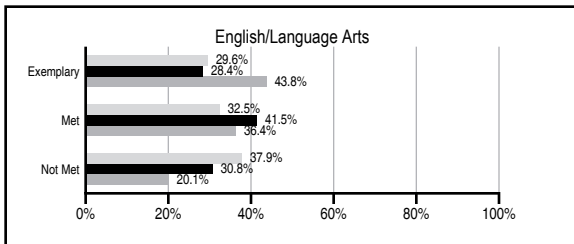
ABSOLUTE RATINGS OF ELEMENTARY SCHOOLS WITH STUDENTS LIKE OURS*

EXCELLENT	GOOD	AVERAGE	BELOW AVERAGE	AT-RISK
1	13	104	47	15

* Ratings are calculated with data available by 11/07/2013. Schools with Students Like Ours are Elementary Schools with Poverty Indices of no more than 5% above or below the index for this school.

PASS PERFORMANCE

Our School
 Elementary Schools with Students Like Ours
 Elementary schools statewide



NAEP PERFORMANCE*

* Performance reported for SC and nation, data not available at school level. Percentages at NAEP Achievement Levels.



SC PERFORMANCE VISION

By 2020 all students will graduate with the knowledge and skills necessary to compete successfully in the global economy, participate in a democratic society and contribute positively as members of families and communities.

Abbreviations Key

N/A Not Applicable N/AV Not Available N/C Not Collected N/R Not Reported I/S Insufficient Sample TBD To be determined

**Holly Hill Elementary School
[Orangeburg Consolidated 3]**

SCHOOL PROFILE

	Our School	Change from Last Year	Elementary Schools with Students Like Ours	Median Elementary School
Students (n=450)				
Retention rate	1.5%	Up from 1.4%	1.1%	0.9%
Attendance rate	95.0%	Down from 95.6%	95.9%	96.3%
Served by gifted and talented program	3.0%	N/A	2.7%	7.2%
With disabilities	12.5%	N/A	13.6%	12.4%
Older than usual for grade	1.5%	N/A	2.9%	1.9%
Out-of-school suspensions or expulsions for violent and/or criminal offenses	0.0%	Down from 0.2%	0.0%	0.0%
Teachers (n=35)				
Teachers with advanced degrees	51.4%	Up from 50.0%	60.0%	62.5%
Continuing contract teachers	68.6%	Down from 78.1%	76.6%	83.3%
Teachers returning from previous year	85.3%	Down from 91.2%	84.8%	88.3%
Teacher attendance rate	95.7%	Up from 94.7%	94.9%	95.0%
Average teacher salary*	\$45,487	Up 0.8%	\$46,183	\$48,193
Classes not taught by highly qualified teachers	2.9%	Down from 3.0%	0.0%	0.0%
Professional development days/teacher	8.0 days	Down from 12.6 days	10.4 days	11.0 days
School				
Principal's years at school	2.0	Up from 1.0	4.0	4.0
Student-teacher ratio in core subjects	20.6 to 1	Down from 20.8 to 1	18.2 to 1	20.1 to 1
Prime instructional time	87.3%	Down from 88.6%	89.5%	90.0%
Opportunities in the arts	Excellent	No Change	Good	Good
SACS accreditation	Yes	No Change	Yes	Yes
Parents attending conferences	22.2%	Down from 100.0%	100.0%	100.0%
Character development program	Excellent	Up from Good	Good	Excellent
Dollars spent per pupil**	\$8,855	Up 5.3%	\$8,246	\$7,364
Percent of expenditures for instruction**	71.0%	Up from 70.4%	67.0%	68.0%
Percent of expenditures for teacher salaries**	66.0%	Up from 64.4%	64.0%	66.0%
ESEA composite index score	89.5	Up from 57.5	71.9	88.0

* Length of contract = 185+ days.

** Prior year audited financial data available.

REPORT OF PRINCIPAL AND SCHOOL IMPROVEMENT COUNCIL

The principal has completed his second year as instructional leader of The Holly Hill Elementary School of the Arts and Technology. The Arts and Technology theme has been immersed throughout the building as students and staff members have engaged in the implementation of professional learning communities and student centered learning activities.

Teachers have attended conferences and workshops to help support the integration of new technological components into the instructional program that help to enhance teaching and learning. In addition, Response to Intervention and Differentiated Instruction groups have continued to help enhance the academic progress of each child. Moreover, the implementation of the Teacher Advancement Program (TAP) has provided true direction to improving good sound reflective teaching aimed at improving student performance. Through the staff's continued work, gains have been seen as indicated by Measures of Academic Progress (MAP), Dominie, and Evans Newton Incremental (ENI) benchmarks.

Furthermore, our school was featured in many publications such as The Holly Hill Observer, The Times and Democrat, as well as other local news media outlets.

Several of our students were selected to participate in the District and Regional Science Fairs. Our school Step team has been highly recognized across the state after placing in numerous events.

The staff has worked collectively to create an environment to support the progress of student learning as we move into the 2013-2014 school year. Our faculty and staff has committed to the future of our students and the fulfillment of our mission to provide a quality education to each and every student that come through our doors. Go Bulldogs!
Eric L. Brown, Principal
Tylisa Mack, SIC Chair

EVALUATION RESULTS

	Teachers	Students*	Parents*
Number of surveys returned	33	55	47
Percent satisfied with learning environment	100%	89.1%	85.1%
Percent satisfied with social and physical environment	100%	85.5%	87%
Percent satisfied with school-home relations	68.7%	96.3%	85.2%

*Only students at the highest elementary school grade level at this school and their parents were included.

Comprehensive detail, including definitions of ratings, performance criteria, and explanations of status, is available on www.ed.sc.gov and www.eoc.sc.gov as well as school and school district websites.

Printed versions are available from school districts upon request.

Abbreviations Key

N/A Not Applicable N/AV Not Available N/C Not Collected N/R Not Reported I/S Insufficient Sample TBD To be determined
NI Newly Identified CSI Continuing School Improvement CA Corrective Action RP Plan to Restructure R Restructure DELAY School Improvement Status HOLD School Improvement Status