



SC Annual School Report Card Summary

Oakway Intermediate School
 Oconee
 Grades: 4-5 Enrollment: 208
 Principal: Ann S. Douglas
 Superintendent: Dr. Mike Lucas
 Board Chair: Andy Inabinet

PERFORMANCE

Comprehensive detail, including definitions of ratings, performance criteria, and explanations of status, is available on www.ed.sc.gov and www.eoc.sc.gov as well as school and school district websites. Printed versions are available from school districts upon request.

YEAR	ABSOLUTE RATING	GROWTH RATING	PALMETTO GOLD AND SILVER AWARD		ESEA/FEDERAL ACCOUNTABILITY RATING SYSTEM	
			General Performance	Closing the Gap	ESEA Grade	Accountability Indicator
2013	Good	Below Average	TBD	TBD	B	N/A
2012	Good	Good	Silver	N/A	A	N/A
2011	Average	Average	Silver	N/A	Met	N/A

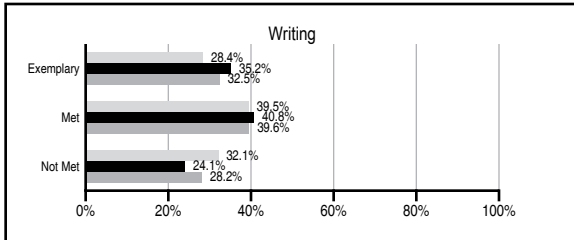
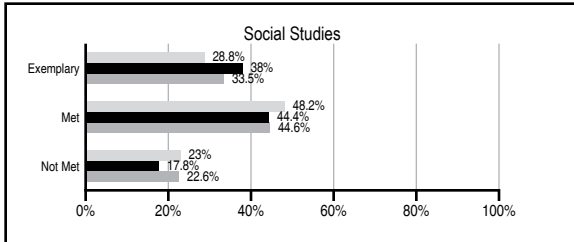
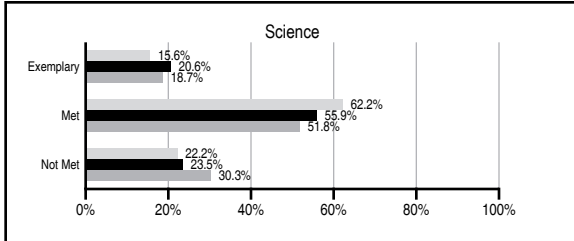
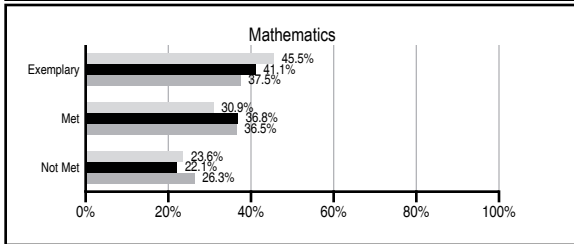
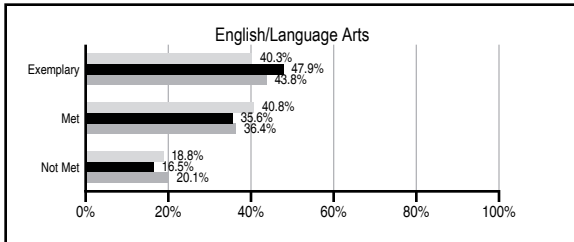
ABSOLUTE RATINGS OF ELEMENTARY SCHOOLS WITH STUDENTS LIKE OURS*

EXCELLENT	GOOD	AVERAGE	BELOW AVERAGE	AT-RISK
37	36	31	0	1

* Ratings are calculated with data available by 11/07/2013. Schools with Students Like Ours are Elementary Schools with Poverty Indices of no more than 5% above or below the index for this school.



PASS PERFORMANCE

Our School
 Elementary Schools with Students Like Ours
 Elementary schools statewide



NAEP PERFORMANCE*

* Performance reported for SC and nation, data not available at school level. Percentages at NAEP Achievement Levels.



SC PERFORMANCE VISION

By 2020 all students will graduate with the knowledge and skills necessary to compete successfully in the global economy, participate in a democratic society and contribute positively as members of families and communities.

Abbreviations Key

N/A Not Applicable N/AV Not Available N/C Not Collected N/R Not Reported I/S Insufficient Sample TBD To be determined

Oakway Intermediate School [Oconee]

SCHOOL PROFILE

	Our School	Change from Last Year	Elementary Schools with Students Like Ours	Median Elementary School
Students (n=203)				
Retention rate	0.5%	No Change	1.2%	0.9%
Attendance rate	96.7%	Up from 96.6%	96.2%	96.3%
Served by gifted and talented program	22.4%	N/A	8.8%	7.2%
With disabilities	21.4%	N/A	12.7%	12.4%
Older than usual for grade	2.5%	N/A	2.1%	1.9%
Out-of-school suspensions or expulsions for violent and/or criminal offenses	0.0%	No Change	0.0%	0.0%
Teachers (n=16)				
Teachers with advanced degrees	37.5%	Down from 50.0%	64.2%	62.5%
Continuing contract teachers	87.5%	No Change	86.3%	83.3%
Teachers returning from previous year	88.1%	Up from 81.7%	89.9%	88.3%
Teacher attendance rate	94.4%	Up from 86.8%	95.0%	95.0%
Average teacher salary*	\$42,286	Down 0.4%	\$49,166	\$48,193
Classes not taught by highly qualified teachers	0.0%	No Change	0.0%	0.0%
Professional development days/teacher	13.0 days	No Change	11.3 days	11.0 days
School				
Principal's years at school	3.0	Up from 2.0	6.0	4.0
Student-teacher ratio in core subjects	20.8 to 1	Down from 21.4 to 1	20.7 to 1	20.1 to 1
Prime instructional time	90.1%	Up from 82.0%	90.1%	90.0%
Opportunities in the arts	Good	No Change	Good	Good
SACS accreditation	Yes	No Change	Yes	Yes
Parents attending conferences	52.7%	Down from 98.3%	100.0%	100.0%
Character development program	Excellent	Up from Good	Excellent	Excellent
Dollars spent per pupil**	\$9,323	Down 9.9%	\$6,901	\$7,364
Percent of expenditures for instruction**	55.0%	No Change	69.0%	68.0%
Percent of expenditures for teacher salaries**	52.0%	Up from 51.6%	66.0%	66.0%
ESEA composite index score	80.8	Down from 91.8	89.6	88.0

* Length of contract = 185+ days.

** Prior year audited financial data available.

EVALUATION RESULTS

	Teachers	Students*	Parents*
Number of surveys returned	18	107	47
Percent satisfied with learning environment	100%	78.5%	91.5%
Percent satisfied with social and physical environment	100%	85.1%	83%
Percent satisfied with school-home relations	94.4%	86.9%	76.6%

*Only students at the highest elementary school grade level at this school and their parents were included.

REPORT OF PRINCIPAL AND SCHOOL IMPROVEMENT COUNCIL

Oakway Intermediate School is committed to fostering academic excellence in a secure and supportive environment, while encouraging personal responsibility, respect for others, and community involvement. Our school family is dedicated to providing quality school programs and best practices for all students. Our teachers strive to engage each student in relevant and challenging opportunities within an inviting, safe, and nurturing environment. Through this dedication, Oakway Intermediate School was able to meet Adequate Yearly Progress and receive the Palmetto Silver Award.

Oakway Intermediate serves 215 students in grades 4 and 5. The uniqueness of being an intermediate school allows us to focus our environment, activities, and programs on this age student. Our Positive Behavioral Interventions and Support program allows for establishing expectations and providing incentives to the students. The PBIS matrix focuses on reinforcing student positive behaviors of Respect, Organization, Cooperation, Knowledge, and Self-control through the use of the Money Cents for Kids, LLC program.

Teacher's use of technology has been expanded so classrooms have a variety of instructional strategies and tools. Teachers each have a webpage established for their classes to help with communication between home and school.

To increase student learning and achievement, an analysis of each individual student's strengths, weaknesses and performance is carried out and used to improve instruction. Professional development continues to be a key component in our success. Our teachers received constant training in order to meet the ever-changing needs of our students. This year, professional development was offered in areas of data analysis, reading and math instruction based on the new Common Core State Standards, motivation of learners, and different ways to tackle school improvement.

Oakway students engage in a multitude of academic activities correlated to the core curriculum. Students demonstrate excellence in Math Madness, Tornado Poster Contest, and Career Day, as well as in various reading programs, art exhibits, choral concerts, and character education programs. High expectations remain a commitment at Oakway Intermediate School. Our goal is for every student to thrive academically, socially, and emotionally while developing the assets necessary to become reflective, productive, and responsible citizens.

Ann Douglas, Principal
Toni Massey, SIC Chair

Comprehensive detail, including definitions of ratings, performance criteria, and explanations of status, is available on www.ed.sc.gov and www.eoc.sc.gov as well as school and school district websites.

Printed versions are available from school districts upon request.

Abbreviations Key

N/A Not Applicable N/AV Not Available N/C Not Collected N/R Not Reported I/S Insufficient Sample TBD To be determined
NI Newly Identified CSI Continuing School Improvement CA Corrective Action RP Plan to Restructure R Restructure DELAY School Improvement Status HOLD School Improvement Status