



# SC Annual School Report Card Summary

Westminster Elementary  
 Oconee  
 Grades: PK-5 Enrollment: 440  
 Principal: Angie Henderson  
 Superintendent: Dr. Mike Lucas  
 Board Chair: Andy Inabinet

## PERFORMANCE

Comprehensive detail, including definitions of ratings, performance criteria, and explanations of status, is available on [www.ed.sc.gov](http://www.ed.sc.gov) and [www.eoc.sc.gov](http://www.eoc.sc.gov) as well as school and school district websites. Printed versions are available from school districts upon request.

YEAR	ABSOLUTE RATING	GROWTH RATING	PALMETTO GOLD AND SILVER AWARD		ESEA/FEDERAL ACCOUNTABILITY RATING SYSTEM	
			General Performance	Closing the Gap	ESEA Grade	Accountability Indicator
2013	Average	Average	TBD	TBD	A	N/A
2012	Average	Good	Silver	N/A	B	N/A
2011	Average	Good	Silver	N/A	Not Met	N/A

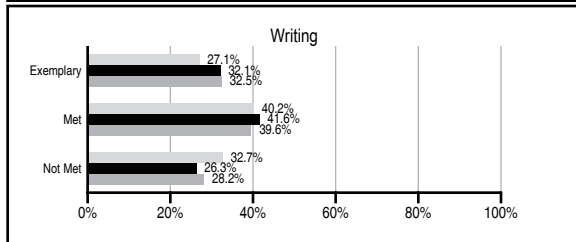
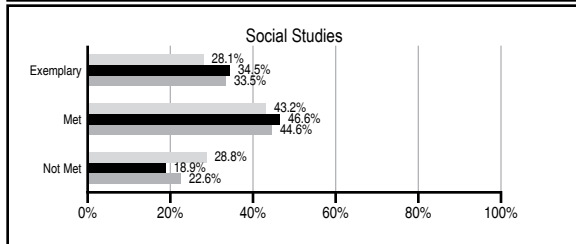
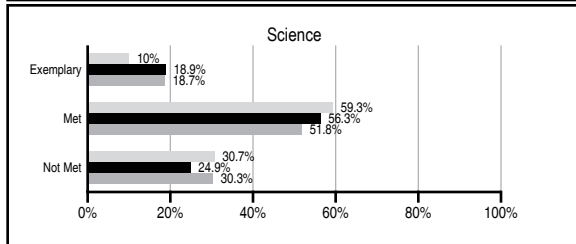
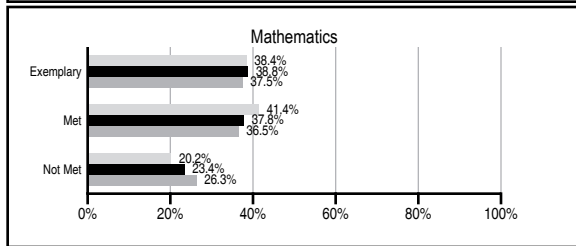
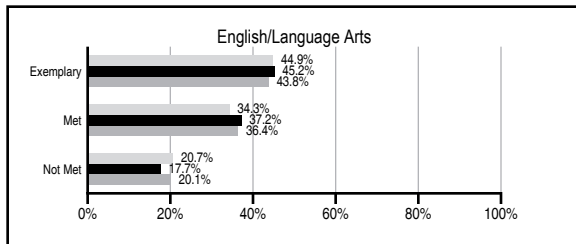
## ABSOLUTE RATINGS OF ELEMENTARY SCHOOLS WITH STUDENTS LIKE OURS\*

EXCELLENT	GOOD	AVERAGE	BELOW AVERAGE	AT-RISK
26	46	48	0	0

\* Ratings are calculated with data available by 11/07/2013. Schools with Students Like Ours are Elementary Schools with Poverty Indices of no more than 5% above or below the index for this school.

## PASS PERFORMANCE

Our School
  Elementary Schools with Students Like Ours
  Elementary schools statewide



## NAEP PERFORMANCE\*

\* Performance reported for SC and nation, data not available at school level. Percentages at NAEP Achievement Levels.



## SC PERFORMANCE VISION

*By 2020 all students will graduate with the knowledge and skills necessary to compete successfully in the global economy, participate in a democratic society and contribute positively as members of families and communities.*

### Abbreviations Key

N/A Not Applicable N/AV Not Available N/C Not Collected N/R Not Reported I/S Insufficient Sample TBD To be determined

# Westminster Elementary [Oconee]

## SCHOOL PROFILE

	Our School	Change from Last Year	Elementary Schools with Students Like Ours	Median Elementary School
<b>Students (n=440)</b>				
Retention rate	1.8%	Up from 1.6%	1.3%	0.9%
Attendance rate	96.3%	Down from 96.4%	96.2%	96.3%
Served by gifted and talented program	4.5%	N/A	8.5%	7.2%
With disabilities	20.4%	N/A	13.7%	12.4%
Older than usual for grade	1.3%	N/A	2.3%	1.9%
Out-of-school suspensions or expulsions for violent and/or criminal offenses	0.0%	No Change	0.0%	0.0%
<b>Teachers (n=35)</b>				
Teachers with advanced degrees	65.7%	Up from 57.1%	62.5%	62.5%
Continuing contract teachers	94.3%	No Change	85.7%	83.3%
Teachers returning from previous year	90.3%	Up from 89.2%	89.2%	88.3%
Teacher attendance rate	91.9%	Down from 94.4%	95.0%	95.0%
Average teacher salary*	\$50,521	Up 5.8%	\$48,696	\$48,193
Classes not taught by highly qualified teachers	0.0%	No Change	0.0%	0.0%
Professional development days/teacher	8.8 days	Up from 6.9 days	11.1 days	11.0 days
<b>School</b>				
Principal's years at school	2.0	Up from 1.0	4.5	4.0
Student-teacher ratio in core subjects	20.2 to 1	Up from 20.1 to 1	20.2 to 1	20.1 to 1
Prime instructional time	87.3%	Down from 89.7%	90.0%	90.0%
Opportunities in the arts	Good	No Change	Good	Good
SACS accreditation	Yes	No Change	Yes	Yes
Parents attending conferences	100.0%	No Change	100.0%	100.0%
Character development program	Good	Down from Excellent	Excellent	Excellent
Dollars spent per pupil**	\$8,140	Down 11.2%	\$7,035	\$7,364
Percent of expenditures for instruction**	69.0%	Up from 66.3%	68.0%	68.0%
Percent of expenditures for teacher salaries**	66.0%	Up from 63.1%	66.0%	66.0%
ESEA composite index score	91.9	Up from 86.4	88.2	88.0

\* Length of contract = 185+ days.

\*\* Prior year audited financial data available.

## EVALUATION RESULTS

	Teachers	Students*	Parents*
Number of surveys returned	35	51	32
Percent satisfied with learning environment	100%	82.4%	90.6%
Percent satisfied with social and physical environment	100%	78.4%	96.9%
Percent satisfied with school-home relations	91.4%	78.4%	87.1%

\*Only students at the highest elementary school grade level at this school and their parents were included.

## REPORT OF PRINCIPAL AND SCHOOL IMPROVEMENT COUNCIL

Westminster Elementary is a great place to be! The percentage of students who scored 'Met' and/or 'Exemplary' on PASS increased in English-Language Arts, Writing, Math, and Science from the 2011-2012 School Year to the 2012-2013 School year. Our highest percentage growth on PASS occurred in Math, with a growth of 7.1 percentage points. We also monitor student performance with the Measurements of Academic Performance (MAP) and we exceeded national mean RIT scores for several grades in both Math and Reading! Our school has three interventionists that serve kindergarten through fifth grades in the areas of Math and English-Language Arts. We also have a part time interventionist that intervenes with kindergarteners using the Early Reading Intervention (ERI) Program. We have one resource teacher that provides support to students with Individualized Education Plans in the general education setting as well as three self-contained special education classes.

Our teachers strive for excellence academically and behaviorally. Our school implemented the Chick-Fil-A Core Essential Character Education Program school-wide in which students were recognized monthly by their peers for displaying character traits. Our school also hosted our second annual World Culture Day, with over 20 speakers representing over 13 countries. U.S Engine Valve, a business partner, conducted diversity training for all of our 4th grade students. Due to our exceptional Positive Behavior and Support System, our discipline referrals decreased significantly from the 2012-2013 school year. Our school has programs in place to ensure that our children are learning about healthy life styles. This year we once again received the 2012-2013 Safe Kids Safe Schools Award by Safe Kids Upstate and Oconee Medical Center. This award is for schools that demonstrate excellence in efforts of teaching students healthy lifestyles. For example, we have a safety patrol team at our school, we participated in the National Walk-to-School Day, we have a daily Morning Movers Club, and we are building a walking track. Westminster Elementary students have opportunities to participate in an array of extra curriculum clubs and activities. We have a student council for grades 3-5 as well as a Cardinal Honors Club for grade 5. Both of these clubs participated in community service projects this year. Other extracurricular activities include chorus, Act Out Drama Club, Battle of the Books Club, Math Madness Team, and Tiger Relay Team. We had grade level winners in third, fourth and fifth grade for the SDOC Math Madness competition and received first runners-up at the SDOC Battle of the Books Competition. We also had a state winner at the Invention Convention for South Carolina. Westminster Elementary will continue to strive for excellence in the 2013-2014 school year!

Meredith Williams, SIC Chairman  
Angela C. Henderson, Principal

Comprehensive detail, including definitions of ratings, performance criteria, and explanations of status, is available on [www.ed.sc.gov](http://www.ed.sc.gov) and [www.eoc.sc.gov](http://www.eoc.sc.gov) as well as school and school district websites.

Printed versions are available from school districts upon request.

### Abbreviations Key

N/A Not Applicable N/AV Not Available N/C Not Collected N/R Not Reported I/S Insufficient Sample TBD To be determined

NI Newly Identified CSI Continuing School Improvement CA Corrective Action RP Plan to Restructure R Restructure DELAY School Improvement Status HOLD School Improvement Status