



SC Annual School Report Card Summary

Walhalla Elementary School
Oconee

Grades: PK-5

Enrollment: 539

Principal: Shanon H. Lusk

Superintendent: Dr. Mike Lucas

Board Chair: Andy Inabinet

PERFORMANCE

Comprehensive detail, including definitions of ratings, performance criteria, and explanations of status, is available on www.ed.sc.gov and www.eoc.sc.gov as well as school and school district websites. Printed versions are available from school districts upon request.

YEAR	ABSOLUTE RATING	GROWTH RATING	PALMETTO GOLD AND SILVER AWARD		ESEA/FEDERAL ACCOUNTABILITY RATING SYSTEM	
			General Performance	Closing the Gap	ESEA Grade	Accountability Indicator
2013	Excellent	Good	TBD	TBD	A	N/A
2012	Excellent	Excellent	Gold	Silver	A	N/A
2011	Excellent	Excellent	Gold	Silver	Met	N/A

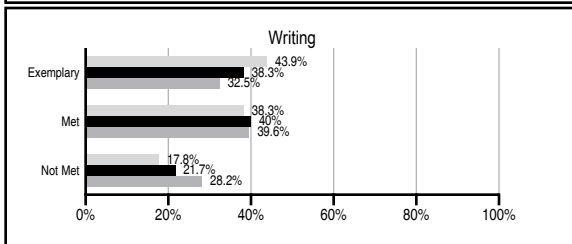
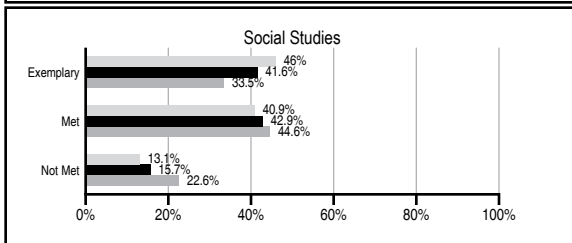
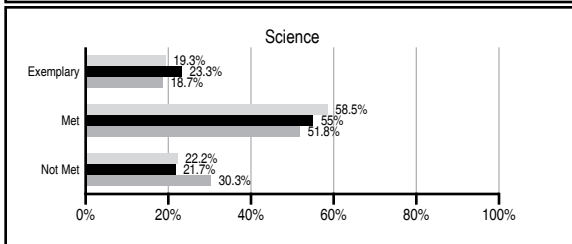
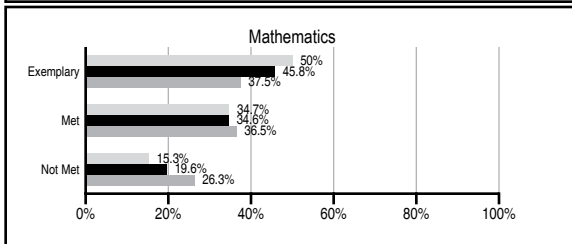
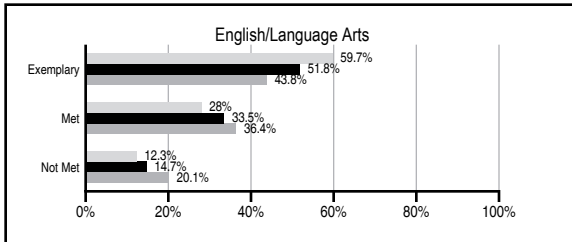
ABSOLUTE RATINGS OF ELEMENTARY SCHOOLS WITH STUDENTS LIKE OURS*

EXCELLENT	GOOD	AVERAGE	BELOW AVERAGE	AT-RISK
40	36	9	0	1

* Ratings are calculated with data available by 11/07/2013. Schools with Students Like Ours are Elementary Schools with Poverty Indices of no more than 5% above or below the index for this school.



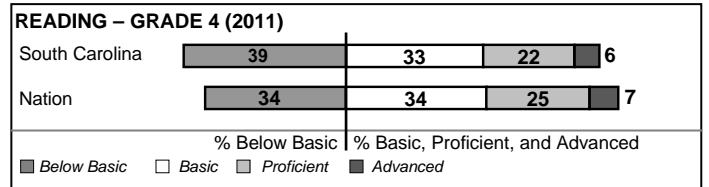
PASS PERFORMANCE

Our School
 Elementary Schools with Students Like Ours
 Elementary schools statewide



NAEP PERFORMANCE*

* Performance reported for SC and nation, data not available at school level. Percentages at NAEP Achievement Levels.



SC PERFORMANCE VISION

By 2020 all students will graduate with the knowledge and skills necessary to compete successfully in the global economy, participate in a democratic society and contribute positively as members of families and communities.

Abbreviations Key

N/A Not Applicable N/AV Not Available N/C Not Collected N/R Not Reported I/S Insufficient Sample TBD To be determined

Walhalla Elementary School [Oconee]

SCHOOL PROFILE

	Our School	Change from Last Year	Elementary Schools with Students Like Ours	Median Elementary School
Students (n=539)				
Retention rate	0.9%	Down from 1.6%	0.9%	0.9%
Attendance rate	96.8%	Down from 97.0%	96.4%	96.3%
Served by gifted and talented program	14.8%	N/A	9.7%	7.2%
With disabilities	11.7%	N/A	11.5%	12.4%
Older than usual for grade	0.7%	N/A	1.5%	1.9%
Out-of-school suspensions or expulsions for violent and/or criminal offenses	0.0%	No Change	0.0%	0.0%
Teachers (n=40)				
Teachers with advanced degrees	67.5%	Down from 71.1%	64.5%	62.5%
Continuing contract teachers	92.5%	Down from 97.4%	86.7%	83.3%
Teachers returning from previous year	92.5%	Up from 90.4%	89.9%	88.3%
Teacher attendance rate	95.7%	Up from 92.3%	95.0%	95.0%
Average teacher salary*	\$50,440	Up 2.5%	\$50,175	\$48,193
Classes not taught by highly qualified teachers	0.0%	No Change	0.0%	0.0%
Professional development days/teacher	5.1 days	Down from 10.5 days	11.4 days	11.0 days
School				
Principal's years at school	1.0	Down from 10.0	6.0	4.0
Student-teacher ratio in core subjects	20.9 to 1	Down from 22.2 to 1	20.8 to 1	20.1 to 1
Prime instructional time	91.8%	Up from 88.6%	90.5%	90.0%
Opportunities in the arts	Good	No Change	Good	Good
SACS accreditation	Yes	No Change	Yes	Yes
Parents attending conferences	100.0%	Up from 99.9%	100.0%	100.0%
Character development program	Good	Down from Excellent	Excellent	Excellent
Dollars spent per pupil**	\$6,964	Down 2.8%	\$6,964	\$7,364
Percent of expenditures for instruction**	70.0%	Up from 66.8%	69.0%	68.0%
Percent of expenditures for teacher salaries**	67.0%	Up from 63.1%	67.0%	66.0%
ESEA composite index score	91.2	Down from 99.1	90.9	88.0

* Length of contract = 185+ days.

** Prior year audited financial data available.

EVALUATION RESULTS

	Teachers	Students*	Parents*
Number of surveys returned	37	88	54
Percent satisfied with learning environment	100%	88.7%	90.7%
Percent satisfied with social and physical environment	100%	87.5%	96.2%
Percent satisfied with school-home relations	100%	94.3%	88.2%

*Only students at the highest elementary school grade level at this school and their parents were included.

REPORT OF PRINCIPAL AND SCHOOL IMPROVEMENT COUNCIL

Walhalla Elementary School is a K-5th grade school that serves 546 students. The mission of Walhalla Elementary School, in cooperation with the home and community, is to develop confident, responsible, productive lifelong learners, by providing a total educational experience in a positive environment. We are very excited about the accomplishments of our students and staff during the 2012 - 2013 school year and we continue to look for ways to improve. Our school met Adequate Yearly Progress (AYP) and we received the SC State Department of Education Palmetto Gold Award for improving test scores in a historically underachieving group and the Palmetto Gold Award for our overall test scores. We also had Excellent Absolute and Improvement ratings on our School Report Card.

Through the continued analysis of our state testing results, our classroom assessment information and Measuring Academic Progress (MAP) data, we are able to reflect upon our instructional strategies, assessments and programs. This analysis, along with our MAP scores consistently meeting and exceeding the district, state and national averages, helps ensure that we are individualizing instruction as much as possible for our students. Staff development continues to be a key component of our success. Our teachers received training in various areas in order to help meet the ever-changing needs of our students. Our school focus for staff development during the 2012 - 2013 school year was on writing and the Common Core State Standards.

Our students have opportunities above and beyond the regular school day. Our math and English/Language Arts (ELA) labs are open before and after school. Students in grades 3, 4 and 5 can also participate in various after school activities such as, Art Squad, Science Club, Running Club and Chorus. Our Parent, Teacher, Student Team (PTST) and our School Improvement Council (SIC) continue to play important parts in our success. The PTST sponsored a Thanksgiving dinner, a Spring Carnival and our Teacher Appreciation Week activities. Our SIC sponsored our Polar Express Night, Math and Science Night and our 9th annual Family Fun Run to promote physical fitness. Chick-fil-a of Seneca is our business partner for character education and monthly spirit nights. Zaxby's of Seneca, Subway of Walhalla, and Puerto Nuevo also support our school through monthly spirit nights. In addition, many other local businesses support our school throughout the year.

Walhalla Elementary students, staff and families continue to have opportunities to participate in service projects. Our Relay for Life team raised money for the American Cancer Society. Our students participated in Jump Rope for Heart to raise money for the American Heart Association. Our school sponsored a child for the Make a Wish Foundation and participated in a canned food drive for a local food bank.

As you can see, Walhalla Elementary School has numerous accomplishments to be proud of. These accomplishments are only possible because of the dedication of our staff, students and families. We will continue to work together to ensure that Walhalla Elementary School is a place Where Everyone is a Star.

Shanon H. Lusk, Principal

Olivia Timms, SIC Chairperson

Comprehensive detail, including definitions of ratings, performance criteria, and explanations of status, is available on www.ed.sc.gov and www.eoc.sc.gov as well as school and school district websites.

Printed versions are available from school districts upon request.

Abbreviations Key

N/A Not Applicable N/AV Not Available N/C Not Collected N/R Not Reported I/S Insufficient Sample TBD To be determined

NI Newly Identified CSI Continuing School Improvement CA Corrective Action RP Plan to Restructure R Restructure DELAY School Improvement Status HOLD School Improvement Status