



SC Annual School Report Card Summary

Ravenel Elementary
 Oconee
 Grades: PK-5 Enrollment: 500
 Principal: Tommy Bolger
 Superintendent: Dr. Mike Lucas
 Board Chair: Andy Inabinet

PERFORMANCE

Comprehensive detail, including definitions of ratings, performance criteria, and explanations of status, is available on www.ed.sc.gov and www.eoc.sc.gov as well as school and school district websites. Printed versions are available from school districts upon request.

YEAR	ABSOLUTE RATING	GROWTH RATING	PALMETTO GOLD AND SILVER AWARD		ESEA/FEDERAL ACCOUNTABILITY RATING SYSTEM	
			General Performance	Closing the Gap	ESEA Grade	Accountability Indicator
2013	Good	At-Risk	TBD	TBD	B	N/A
2012	Good	Average	N/A	N/A	B	N/A
2011	Good	Good	Silver	N/A	Not Met	N/A

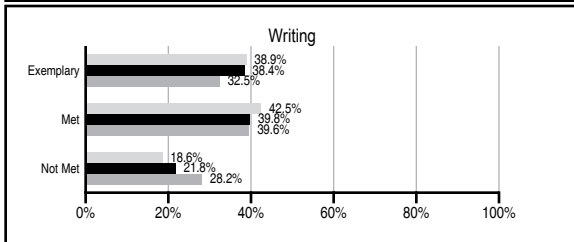
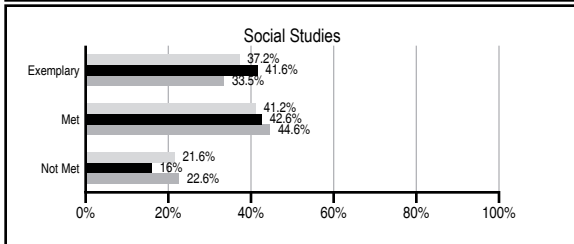
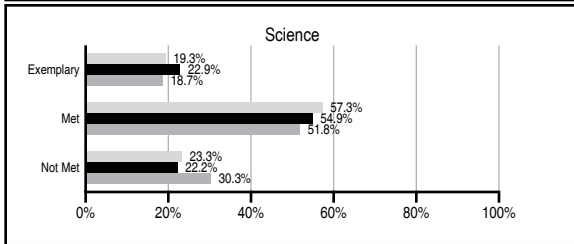
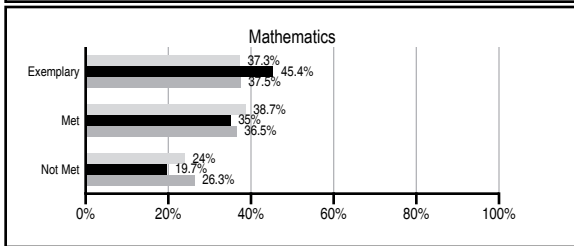
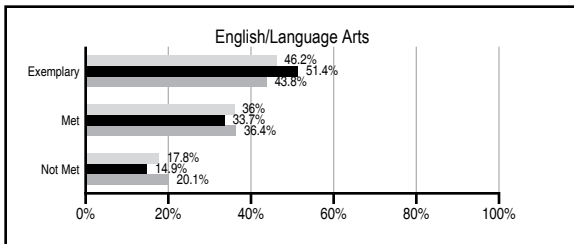
ABSOLUTE RATINGS OF ELEMENTARY SCHOOLS WITH STUDENTS LIKE OURS*

EXCELLENT	GOOD	AVERAGE	BELOW AVERAGE	AT-RISK
42	37	11	0	1

* Ratings are calculated with data available by 11/07/2013. Schools with Students Like Ours are Elementary Schools with Poverty Indices of no more than 5% above or below the index for this school.

PASS PERFORMANCE

Our School
 Elementary Schools with Students Like Ours
 Elementary schools statewide



NAEP PERFORMANCE*

* Performance reported for SC and nation, data not available at school level. Percentages at NAEP Achievement Levels.



SC PERFORMANCE VISION

By 2020 all students will graduate with the knowledge and skills necessary to compete successfully in the global economy, participate in a democratic society and contribute positively as members of families and communities.

Abbreviations Key

N/A Not Applicable N/AV Not Available N/C Not Collected N/R Not Reported I/S Insufficient Sample TBD To be determined

Ravenel Elementary [Oconee]

SCHOOL PROFILE

	Our School	Change from Last Year	Elementary Schools with Students Like Ours	Median Elementary School
Students (n=500)				
Retention rate	0.6%	Down from 1.4%	0.9%	0.9%
Attendance rate	96.4%	Down from 96.7%	96.4%	96.3%
Served by gifted and talented program	10.9%	N/A	9.9%	7.2%
With disabilities	11.5%	N/A	11.7%	12.4%
Older than usual for grade	0.8%	N/A	1.4%	1.9%
Out-of-school suspensions or expulsions for violent and/or criminal offenses	0.0%	No Change	0.0%	0.0%
Teachers (n=36)				
Teachers with advanced degrees	63.9%	Up from 62.2%	64.8%	62.5%
Continuing contract teachers	94.4%	Down from 94.6%	86.7%	83.3%
Teachers returning from previous year	94.1%	Up from 93.4%	89.7%	88.3%
Teacher attendance rate	94.9%	Up from 91.5%	95.0%	95.0%
Average teacher salary*	\$48,765	Up 1.3%	\$49,374	\$48,193
Classes not taught by highly qualified teachers	0.0%	No Change	0.0%	0.0%
Professional development days/teacher	9.3 days	Up from 1.7 days	12.1 days	11.0 days
School				
Principal's years at school	7.0	Up from 6.0	6.0	4.0
Student-teacher ratio in core subjects	20.9 to 1	Up from 20.1 to 1	20.8 to 1	20.1 to 1
Prime instructional time	90.3%	Up from 87.0%	90.3%	90.0%
Opportunities in the arts	Good	No Change	Good	Good
SACS accreditation	Yes	No Change	Yes	Yes
Parents attending conferences	100.0%	No Change	100.0%	100.0%
Character development program	Excellent	No Change	Excellent	Excellent
Dollars spent per pupil**	\$7,508	Up 0.3%	\$7,006	\$7,364
Percent of expenditures for instruction**	71.0%	Up from 66.4%	69.0%	68.0%
Percent of expenditures for teacher salaries**	68.0%	Up from 63.4%	67.0%	66.0%
ESEA composite index score	83.7	Down from 89.8	90.9	88.0

* Length of contract = 185+ days.

** Prior year audited financial data available.

EVALUATION RESULTS

	Teachers	Students*	Parents*
Number of surveys returned	25	90	47
Percent satisfied with learning environment	84%	93.3%	93.6%
Percent satisfied with social and physical environment	95.9%	88.9%	85.1%
Percent satisfied with school-home relations	100%	94.3%	89.3%

*Only students at the highest elementary school grade level at this school and their parents were included.

REPORT OF PRINCIPAL AND SCHOOL IMPROVEMENT COUNCIL

Ravenel Elementary School strives to "Reach Every Student" by utilizing best practices in the educational process. Ravenel serves 535 students in grades pre-kindergarten through fifth grade. Ravenel Elementary's goal to "Reach Every Student" in the classroom is our main focus. Teachers use recommended practices such as differentiated instruction, balanced literacy, and formative assessment to engage students in the learning process. Teachers continually use data, such as MAP and PASS scores, to drive their instruction. Academic goal setting is facilitated by our school counselor for students in second through fifth grade. Academic assistance is provided through Early Reading Intervention (ERI), Intensive Reading Intervention (IRI), and Reading Recovery. The school climate continues to improve through the leadership of a Positive Behavior Intervention Support (PBIS) team. A school-wide system of expectations is in place and incentives are regularly provided to students. Support is additionally provided to those students requiring a Behavior Intervention Plan. Five Ravenel teachers and one administrator were recertified in Crisis Prevention Intervention as well as two additional teachers receiving initial certification.

Ravenel works hard to be a school where all are welcome and students are provided a safe environment. This year our after-school program, Tiger Cub Academy (TCA) served eighty students. Ravenel Family Nights were enjoyed by students and families including Book Fairs, a "real" historic wax museum by fourth grade, as well as a monthly free movie night. We also encourage students to be physically active. A daily early morning walking program was supervised by our two PE teachers with assistance from other staff. Our third through fifth grade students took part in the annual Clemson Relays, we participated in Jump Rope for Heart in aid of the American Heart Association. Students, faculty and community members enjoyed the 20th Artist on the Green where local artists and performers gather at Ravenel to share their talents. Our school counselor also organized an annual Career Day for students. The school gathered food for local food banks, provided shoes for local homeless shelters, and participated in the American Cancer Society's Relay for Life.

The PTO and SIC continued as vital parts of our school helping to "Reach Every Student" with additional leadership and funds. PTO awarded several teacher grants to purchase instructional items, as well as honoring them during Teacher Appreciation Week. Continued updating of Accelerated Reader software was provided by our PTO. Numerous activities were organized and sponsored by PTO including a Variety Show, Fall Festival, and continuous assistance with everyday school activities. We will continue to strive to live-up to our district's motto, "Education is Everybody's Business." We know that community outreach and partnership with our school families will make this possible. We will continue to improve our performance and therefore our students, so that we will indeed "Reach Every Student" at Ravenel Elementary School.

Tommy Bolger, Principal
 Laura Redmond, SIC Chairman

Comprehensive detail, including definitions of ratings, performance criteria, and explanations of status, is available on www.ed.sc.gov and www.eoc.sc.gov as well as school and school district websites.

Printed versions are available from school districts upon request.

Abbreviations Key

N/A Not Applicable N/AV Not Available N/C Not Collected N/R Not Reported I/S Insufficient Sample TBD To be determined
 NI Newly Identified CSI Continuing School Improvement CA Corrective Action RP Plan to Restructure R Restructure DELAY School Improvement Status HOLD School Improvement Status