



# SC Annual School Report Card Summary

Prosperity-Rikard Elementary  
 Newberry County  
 Grades: PK-5 Enrollment: 358  
 Principal: Timothy J. Lyden  
 Superintendent: Bennie Bennett  
 Board Chair: Jody Hamm

## PERFORMANCE

Comprehensive detail, including definitions of ratings, performance criteria, and explanations of status, is available on [www.ed.sc.gov](http://www.ed.sc.gov) and [www.eoc.sc.gov](http://www.eoc.sc.gov) as well as school and school district websites. Printed versions are available from school districts upon request.

YEAR	ABSOLUTE RATING	GROWTH RATING	PALMETTO GOLD AND SILVER AWARD		ESEA/FEDERAL ACCOUNTABILITY RATING SYSTEM	
			General Performance	Closing the Gap	ESEA Grade	Accountability Indicator
2013	Good	Average	TBD	TBD	A	N/A
2012	Good	Average	N/A	Gold	B	N/A
2011	Average	Good	Silver	N/A	Not Met	N/A

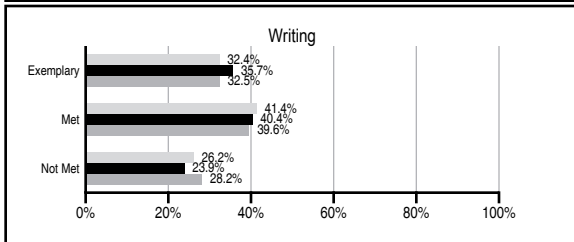
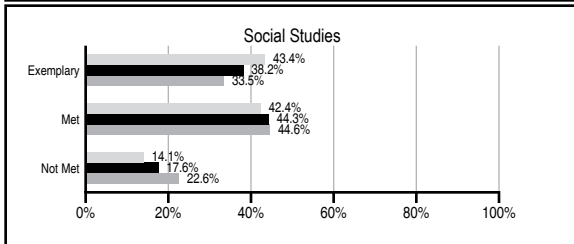
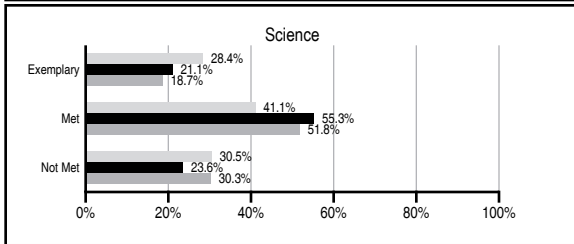
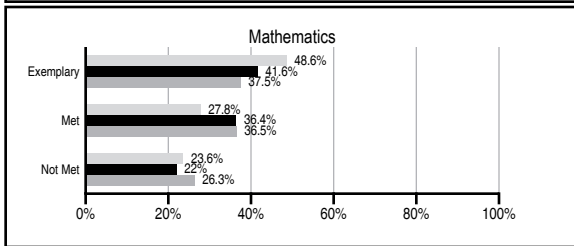
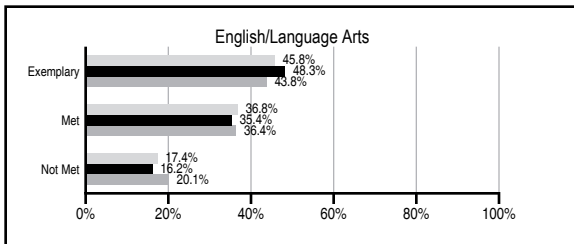
## ABSOLUTE RATINGS OF ELEMENTARY SCHOOLS WITH STUDENTS LIKE OURS\*

EXCELLENT	GOOD	AVERAGE	BELOW AVERAGE	AT-RISK
38	38	29	0	1

\* Ratings are calculated with data available by 11/07/2013. Schools with Students Like Ours are Elementary Schools with Poverty Indices of no more than 5% above or below the index for this school.

## PASS PERFORMANCE

Our School Elementary Schools with Students Like Ours Elementary schools statewide



## NAEP PERFORMANCE\*

\* Performance reported for SC and nation, data not available at school level. Percentages at NAEP Achievement Levels.



## SC PERFORMANCE VISION

By 2020 all students will graduate with the knowledge and skills necessary to compete successfully in the global economy, participate in a democratic society and contribute positively as members of families and communities.

### Abbreviations Key

N/A Not Applicable N/AV Not Available N/C Not Collected N/R Not Reported I/S Insufficient Sample TBD To be determined

# Prosperity-Rikard Elementary [Newberry County]

## SCHOOL PROFILE

	Our School	Change from Last Year	Elementary Schools with Students Like Ours	Median Elementary School
<b>Students (n=358)</b>				
Retention rate	0.6%	Down from 3.6%	1.1%	0.9%
Attendance rate	96.7%	Down from 97.0%	96.2%	96.3%
Served by gifted and talented program	23.7%	N/A	8.8%	7.2%
With disabilities	12.0%	N/A	12.5%	12.4%
Older than usual for grade	2.5%	N/A	2.0%	1.9%
Out-of-school suspensions or expulsions for violent and/or criminal offenses	0.0%	No Change	0.0%	0.0%
<b>Teachers (n=23)</b>				
Teachers with advanced degrees	91.3%	Up from 90.9%	63.5%	62.5%
Continuing contract teachers	100.0%	No Change	86.0%	83.3%
Teachers returning from previous year	88.7%	Up from 84.8%	89.9%	88.3%
Teacher attendance rate	95.0%	Up from 94.5%	94.9%	95.0%
Average teacher salary*	\$52,746	Up 3.8%	\$49,013	\$48,193
Classes not taught by highly qualified teachers	0.0%	No Change	0.0%	0.0%
Professional development days/teacher	10.2 days	Down from 10.9 days	11.4 days	11.0 days
<b>School</b>				
Principal's years at school	8.0	Up from 7.0	6.0	4.0
Student-teacher ratio in core subjects	21.6 to 1	Up from 20.1 to 1	20.8 to 1	20.1 to 1
Prime instructional time	90.0%	Up from 89.7%	90.0%	90.0%
Opportunities in the arts	Excellent	No Change	Good	Good
SACS accreditation	Yes	No Change	Yes	Yes
Parents attending conferences	99.7%	Down from 100.0%	100.0%	100.0%
Character development program	Excellent	No Change	Excellent	Excellent
Dollars spent per pupil**	\$7,603	Up 2.2%	\$6,963	\$7,364
Percent of expenditures for instruction**	68.0%	Down from 70.5%	69.0%	68.0%
Percent of expenditures for teacher salaries**	67.0%	Down from 69.6%	66.0%	66.0%
ESEA composite index score	98.4	Up from 88.4	89.8	88.0

\* Length of contract = 185+ days.

\*\* Prior year audited financial data available.

## EVALUATION RESULTS

	Teachers	Students*	Parents*
Number of surveys returned	24	43	21
Percent satisfied with learning environment	95.9%	100%	95.2%
Percent satisfied with social and physical environment	100%	93.3%	95.3%
Percent satisfied with school-home relations	100%	91.1%	95.2%

\*Only students at the highest elementary school grade level at this school and their parents were included.

## REPORT OF PRINCIPAL AND SCHOOL IMPROVEMENT COUNCIL

Prosperity-Rikard Elementary is one team with one primary mission in mind: to provide a nurturing community for students to achieve their personal best. This commitment, shared by all stakeholders, helps us in our daily goal to make our school motto, "The Pride of the Palmetto," a reality.

In academics, we continue to teach students the basics of Math, Reading, Science and Social Studies as a basis for applying all that is learned across the curriculum. Our character education is modeled in all areas of school life and is designed to increase student performance and teacher satisfaction, and to grow responsible citizens and future leaders. All adults in the building provide engaging instructional experiences and opportunities that enable students to strive to do their personal best. Students are provided with a number of opportunities to excel by utilizing technology in the classroom through streamlined videos, interactive Promethean Boards, PowerPoint presentations, Measures of Academic Progress (MAP) testing, and other digital media resources.

We continue to provide service learning opportunities for students to give back to the community and to develop self-worth in helping others. Our connections to the community are provided through financial support to charities from monies raised by the students and staff, and donations in kind such as canned and dry goods to the local food bank.

All students participate in our Garden Project that enhanced their experiences with actual gardening, integration into all curriculum areas, and supporting healthy eating. Our Garden Project was named the Best in the Upstate last year.

Our parents and grandparents play a vital role in the collaboration for a successful future for our students. We have special events such as Goodies for Grands, Muffins for Moms and Donuts for Dads to invite these special people on special days to come and visit with students, and PTO meetings throughout the year that feature musical performances from students and provide informative presentations for parents. We host a Career Day to involve the local community with helping students select career goals for their future; sponsor a Veterans Day ceremony to honor those men and women that serve our nation in the military, especially staff members or family members of our students and staff that are presently deployed; and work with a number of volunteers that assist with small groups for reading, additional academic assistance, and mentoring throughout the school year.

Prosperity-Rikard Elementary School strives to provide a challenging and stimulating educational experience that meets the needs of our students and develops the learners of tomorrow, emphasizing daily successes that help make us the "Pride of the Palmetto."

Timothy J. Lyden, Principal  
Chris Howe, SIC Chairman

Comprehensive detail, including definitions of ratings, performance criteria, and explanations of status, is available on [www.ed.sc.gov](http://www.ed.sc.gov) and [www.eoc.sc.gov](http://www.eoc.sc.gov) as well as school and school district websites.

Printed versions are available from school districts upon request.

### Abbreviations Key

N/A Not Applicable N/AV Not Available N/C Not Collected N/R Not Reported I/S Insufficient Sample TBD To be determined  
NI Newly Identified CSI Continuing School Improvement CA Corrective Action RP Plan to Restructure R Restructure DELAY School Improvement Status HOLD School Improvement Status