



SC Annual School Report Card Summary

Whitmire Community Elementary
 Newberry County
 Grades: PK-5 Enrollment: 203
 Principal: Joey L. Haney
 Superintendent: Bennie Bennett
 Board Chair: Jody Hamm

PERFORMANCE

Comprehensive detail, including definitions of ratings, performance criteria, and explanations of status, is available on www.ed.sc.gov and www.eoc.sc.gov as well as school and school district websites. Printed versions are available from school districts upon request.

YEAR	ABSOLUTE RATING	GROWTH RATING	PALMETTO GOLD AND SILVER AWARD		ESEA/FEDERAL ACCOUNTABILITY RATING SYSTEM	
			General Performance	Closing the Gap	ESEA Grade	Accountability Indicator
2013	Average	Average	TBD	TBD	A	N/A
2012	Average	Good	Silver	N/A	B	N/A
2011	Average	Average	N/A	N/A	Not Met	N/A

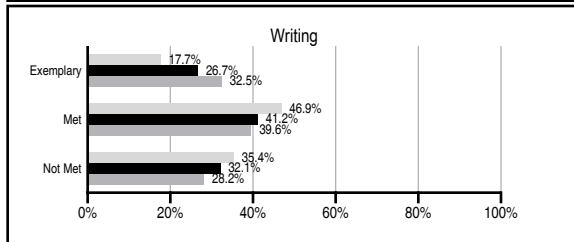
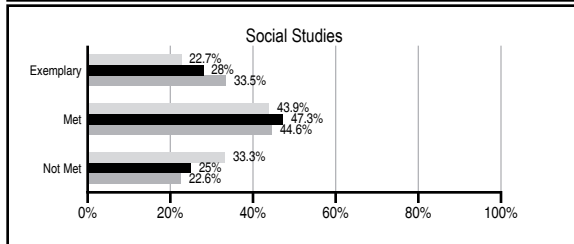
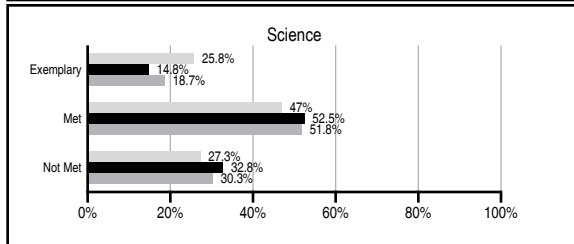
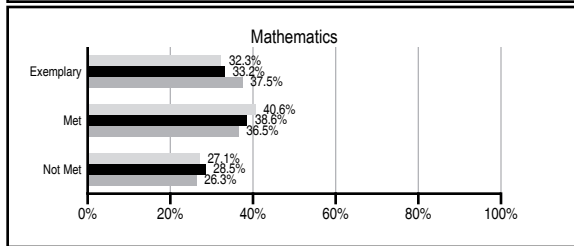
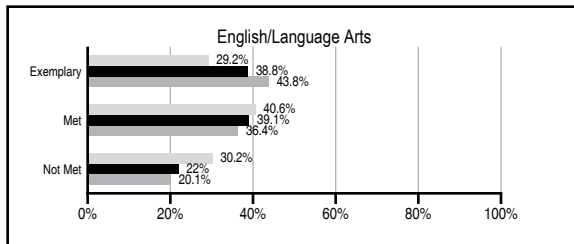
ABSOLUTE RATINGS OF ELEMENTARY SCHOOLS WITH STUDENTS LIKE OURS*

EXCELLENT	GOOD	AVERAGE	BELOW AVERAGE	AT-RISK
14	26	85	6	1

* Ratings are calculated with data available by 11/07/2013. Schools with Students Like Ours are Elementary Schools with Poverty Indices of no more than 5% above or below the index for this school.



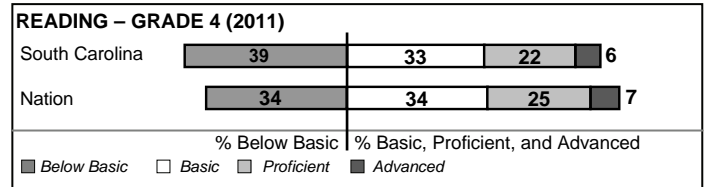
PASS PERFORMANCE

Our School
 Elementary Schools with Students Like Ours
 Elementary schools statewide



NAEP PERFORMANCE*

* Performance reported for SC and nation, data not available at school level. Percentages at NAEP Achievement Levels.



SC PERFORMANCE VISION

By 2020 all students will graduate with the knowledge and skills necessary to compete successfully in the global economy, participate in a democratic society and contribute positively as members of families and communities.

Abbreviations Key

N/A Not Applicable N/AV Not Available N/C Not Collected N/R Not Reported I/S Insufficient Sample TBD To be determined

Whitmire Community Elementary [Newberry County]

SCHOOL PROFILE

	Our School	Change from Last Year	Elementary Schools with Students Like Ours	Median Elementary School
Students (n=203)				
Retention rate	1.9%	Down from 2.2%	1.1%	0.9%
Attendance rate	96.1%	Down from 96.2%	96.0%	96.3%
Served by gifted and talented program	5.7%	N/A	5.7%	7.2%
With disabilities	14.1%	N/A	13.8%	12.4%
Older than usual for grade	1.8%	N/A	2.4%	1.9%
Out-of-school suspensions or expulsions for violent and/or criminal offenses	3.0%	Up from 0.0%	0.0%	0.0%
Teachers (n=24)				
Teachers with advanced degrees	66.7%	Up from 48.0%	61.4%	62.5%
Continuing contract teachers	83.3%	Down from 84.0%	83.8%	83.3%
Teachers returning from previous year	84.0%	Down from 85.6%	88.5%	88.3%
Teacher attendance rate	95.7%	Up from 93.7%	94.7%	95.0%
Average teacher salary*	\$44,315	Up 3.9%	\$47,712	\$48,193
Classes not taught by highly qualified teachers	0.0%	No Change	0.0%	0.0%
Professional development days/teacher	18.5 days	Up from 15.2 days	11.4 days	11.0 days
School				
Principal's years at school	6.0	Up from 5.0	4.0	4.0
Student-teacher ratio in core subjects	17.3 to 1	Down from 18.0 to 1	19.9 to 1	20.1 to 1
Prime instructional time	90.3%	Up from 88.6%	89.6%	90.0%
Opportunities in the arts	Good	No Change	Good	Good
SACS accreditation	Yes	No Change	Yes	Yes
Parents attending conferences	100.0%	No Change	100.0%	100.0%
Character development program	Excellent	Up from Good	Excellent	Excellent
Dollars spent per pupil**	\$2,979	Down 63.3%	\$7,389	\$7,364
Percent of expenditures for instruction**	60.0%	Down from 63.6%	68.0%	68.0%
Percent of expenditures for teacher salaries**	38.0%	Down from 63.0%	65.0%	66.0%
ESEA composite index score	95.9	Up from 89.3	85.0	88.0

* Length of contract = 185+ days.

** Prior year audited financial data available.

EVALUATION RESULTS

	Teachers	Students*	Parents*
Number of surveys returned	13	38	20
Percent satisfied with learning environment	100%	92.1%	80%
Percent satisfied with social and physical environment	100%	88.9%	80%
Percent satisfied with school-home relations	69.2%	81.6%	80%

*Only students at the highest elementary school grade level at this school and their parents were included.

REPORT OF PRINCIPAL AND SCHOOL IMPROVEMENT COUNCIL

Whitmire Community School, embedded in the Sumter National Forest of northern Newberry County, offers a unique learning environment as a PreK-12 facility. The rural town of Whitmire is commonly known to residents and travelers as the Pearl of the Piedmont. WCS is an accredited institution according to the AdvancEd Standards for Quality. WCS is also a SREB High Schools That Work site and has been recognized by the Palmetto Gold and Silver Award Programs.

The classroom instruction at WCS is based on South Carolina state standards with a focus on reading and writing instruction. Reading and writing instruction is integrated across all grade levels and content areas with a shared responsibility of all students, parents, and teachers. WCS promotes reading and writing throughout the school and community with programs and opportunities such as Family Message Journals, the Wee Delivery Postal System, author visits, Reading with the Wolverines, Reading with the Gamecocks, SC State Read-In, Read Across America Week, and Teen Read Week.

WCS continues to implement the Measure of Academic Progress (MAP) assessment program for grades 1-10 to measure student growth in Reading, Language Usage, and Mathematics. The Leadership Team analyzes data and has meetings with grade-level teams and content-area teachers to discuss data, set goals, and decide on the best instructional strategies for students based on individual strengths and weaknesses. Goal-setting is based on data from the following: classroom assessments, Dominie, MAP, PASS, HSAP, and EOC. Computer software such as Odyssey and A+ is used for remediation, enrichment, and credit recovery. A daily enrichment period is scheduled for grades 3-8 along with Language/Math Lab classes for 9-12 students.

Professional development continues to focus on literacy, best practices, and instructional technology. Teachers are instructional leaders by sharing best practices and technology strategies with their peers. Staff members are required to meet technology requirements for professional development and recertification.

The WCS Nature Trail is a major addition to the campus. The goal of the trail is to provide learning opportunities in all grade levels and content areas in the great outdoors.

WCS continues to promote student achievement and prepare all students to be Wolverines Committed to Success.

Joey L. Haney, Principal
Todd Johnson, SIC Chairman

Comprehensive detail, including definitions of ratings, performance criteria, and explanations of status, is available on www.ed.sc.gov and www.eoc.sc.gov as well as school and school district websites.

Printed versions are available from school districts upon request.

Abbreviations Key

N/A Not Applicable N/AV Not Available N/C Not Collected N/R Not Reported I/S Insufficient Sample TBD To be determined
NI Newly Identified CSI Continuing School Improvement CA Corrective Action RP Plan to Restructure R Restructure DELAY School Improvement Status HOLD School Improvement Status