



SC Annual School Report Card Summary

Reuben Elementary
 Newberry County
 Grades: PK-5 Enrollment: 145
 Principal: Michael Stroud
 Superintendent: Bennie Bennett
 Board Chair: Jody Hamm

PERFORMANCE

Comprehensive detail, including definitions of ratings, performance criteria, and explanations of status, is available on www.ed.sc.gov and www.eoc.sc.gov as well as school and school district websites. Printed versions are available from school districts upon request.

YEAR	ABSOLUTE RATING	GROWTH RATING	PALMETTO GOLD AND SILVER AWARD		ESEA/FEDERAL ACCOUNTABILITY RATING SYSTEM	
			General Performance	Closing the Gap	ESEA Grade	Accountability Indicator
2013	Good	Below Average	TBD	TBD	A	Reward
2012	Good	Good	Silver	Silver	A	Reward
2011	Average	Average	Silver	N/A	Not Met	N/A

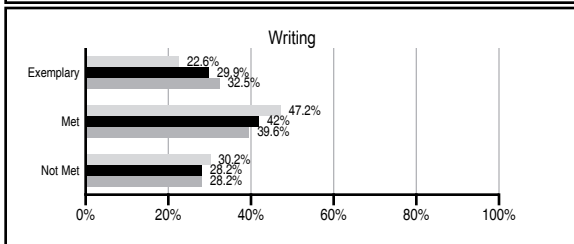
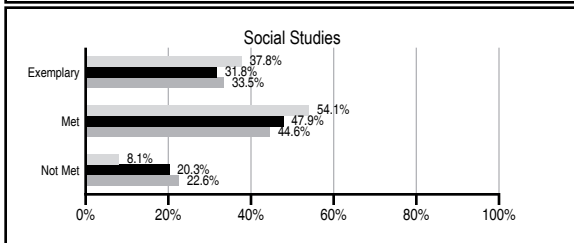
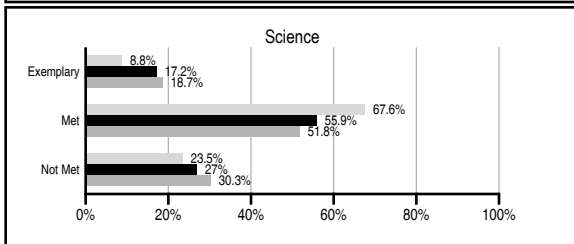
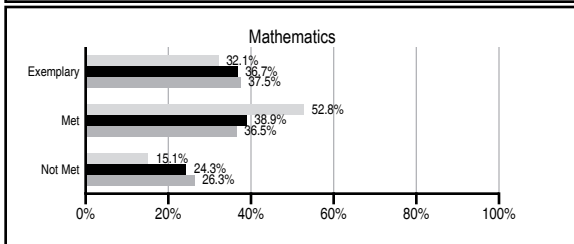
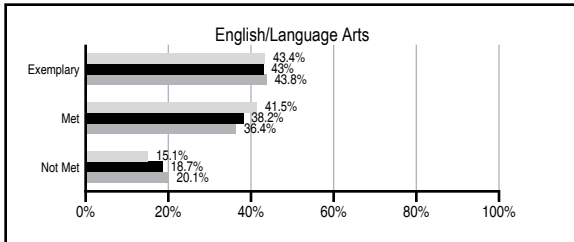
ABSOLUTE RATINGS OF ELEMENTARY SCHOOLS WITH STUDENTS LIKE OURS*

EXCELLENT	GOOD	AVERAGE	BELOW AVERAGE	AT-RISK
15	48	55	1	0

* Ratings are calculated with data available by 11/07/2013. Schools with Students Like Ours are Elementary Schools with Poverty Indices of no more than 5% above or below the index for this school.

PASS PERFORMANCE

Our School
 Elementary Schools with Students Like Ours
 Elementary schools statewide



NAEP PERFORMANCE*

* Performance reported for SC and nation, data not available at school level. Percentages at NAEP Achievement Levels.



SC PERFORMANCE VISION

By 2020 all students will graduate with the knowledge and skills necessary to compete successfully in the global economy, participate in a democratic society and contribute positively as members of families and communities.

Abbreviations Key

N/A Not Applicable N/AV Not Available N/C Not Collected N/R Not Reported I/S Insufficient Sample TBD To be determined

Reuben Elementary [Newberry County]

SCHOOL PROFILE

	Our School	Change from Last Year	Elementary Schools with Students Like Ours	Median Elementary School
Students (n=145)				
Retention rate	1.4%	Up from 0.0%	1.2%	0.9%
Attendance rate	95.8%	No Change	96.2%	96.3%
Served by gifted and talented program	24.2%	N/A	7.5%	7.2%
With disabilities	15.5%	N/A	14.0%	12.4%
Older than usual for grade	1.9%	N/A	2.2%	1.9%
Out-of-school suspensions or expulsions for violent and/or criminal offenses	0.0%	N/R	0.0%	0.0%
Teachers (n=11)				
Teachers with advanced degrees	54.5%	Down from 60.0%	62.5%	62.5%
Continuing contract teachers	90.9%	Down from 100.0%	85.7%	83.3%
Teachers returning from previous year	86.8%	Up from 79.6%	89.5%	88.3%
Teacher attendance rate	96.0%	Down from 96.7%	94.7%	95.0%
Average teacher salary*	\$49,612	Down 0.4%	\$48,796	\$48,193
Classes not taught by highly qualified teachers	0.0%	No Change	0.0%	0.0%
Professional development days/teacher	9.9 days	N/R	11.2 days	11.0 days
School				
Principal's years at school	4.0	N/R	5.0	4.0
Student-teacher ratio in core subjects	21.0 to 1	N/R	20.1 to 1	20.1 to 1
Prime instructional time	90.6%	Down from 91.4%	89.8%	90.0%
Opportunities in the arts	Good	Up from Poor	Good	Good
SACS accreditation	Yes	Up from No	Yes	Yes
Parents attending conferences	100.0%	N/R	100.0%	100.0%
Character development program	Average	N/R	Excellent	Excellent
Dollars spent per pupil**	\$9,126	Up 6.4%	\$7,302	\$7,364
Percent of expenditures for instruction**	60.0%	Down from 61.9%	68.0%	68.0%
Percent of expenditures for teacher salaries**	58.0%	Down from 61.2%	66.0%	66.0%
ESEA composite index score	95.0	Down from 100.0	88.3	88.0

* Length of contract = 185+ days.

** Prior year audited financial data available.

REPORT OF PRINCIPAL AND SCHOOL IMPROVEMENT COUNCIL

Reuben Elementary School had another successful school year for 2012-2013. Some of the accomplishments for our school were meeting AYP 9 of the past 11 years, having all staff highly qualified and certified in the appropriate areas, and a total of 6 teachers holding National Board certification status on the faculty.

We strive to offer our students many opportunities for learning and growth by providing programs such as, Green Day celebrations to promote positive behavior, a computer lab featuring Odyssey and Study Island with a trained staff member available, an ESOL program, a gifted and talented program, The Boys and Girls Club of America afterschool program, and participation in community service programs such as Jump Rope for Heart, March of Dimes, and Relay for Life. We also offer character education through our student of the week, programs such as Pro-Kids, student of the month awards and Behavior Bucks for our students who make good choices.

One of our third grade students received recognition for Art work in the Agricultural Expo and another in the NCDA poster contest and in our Time to Read program our students read over 7,500 hours school wide.

In an effort to expose our students to various opportunities outside of the school setting, we sent our fifth graders to Washington DC on their annual trip. We also provided other grade levels with trips to Charleston, the State House, local farms and medical facilities.

Our PASS scores for 2012-2013 identified Science as an area of weakness across grades 3-5. Our third and fifth graders did well on Math and ELA. Our fourth grade did well in ELA and was a few points short in Math. Writing was new to grades 3 and 4 and overall we performed well in that area. Social Studies continued to be an area of strength for our school.

Mike Stroud –Principal

Benji Sease- SIC Chairperson

EVALUATION RESULTS

	Teachers	Students*	Parents*
Number of surveys returned	12	20	16
Percent satisfied with learning environment	100%	90%	87.6%
Percent satisfied with social and physical environment	100%	90%	93.8%
Percent satisfied with school-home relations	91.7%	85%	93.8%

*Only students at the highest elementary school grade level at this school and their parents were included.

Comprehensive detail, including definitions of ratings, performance criteria, and explanations of status, is available on www.ed.sc.gov and www.eoc.sc.gov as well as school and school district websites.

Printed versions are available from school districts upon request.

Abbreviations Key

N/A Not Applicable N/AV Not Available N/C Not Collected N/R Not Reported I/S Insufficient Sample TBD To be determined
 NI Newly Identified CSI Continuing School Improvement CA Corrective Action RP Plan to Restructure R Restructure DELAY School Improvement Status HOLD School Improvement Status