



# SC Annual School Report Card Summary

Little Mountain Elementary  
 Newberry County  
 Grades: K-5 Enrollment: 411  
 Principal: Kimberly Stockman Mack  
 Superintendent: Bennie Bennett  
 Board Chair: Jody Hamm

## PERFORMANCE

Comprehensive detail, including definitions of ratings, performance criteria, and explanations of status, is available on [www.ed.sc.gov](http://www.ed.sc.gov) and [www.eoc.sc.gov](http://www.eoc.sc.gov) as well as school and school district websites. Printed versions are available from school districts upon request.

YEAR	ABSOLUTE RATING	GROWTH RATING	PALMETTO GOLD AND SILVER AWARD		ESEA/FEDERAL ACCOUNTABILITY RATING SYSTEM	
			General Performance	Closing the Gap	ESEA Grade	Accountability Indicator
2013	Excellent	Good	TBD	TBD	A	N/A
2012	Excellent	Excellent	Gold	N/A	A	N/A
2011	Excellent	Excellent	Gold	Silver	Met	N/A

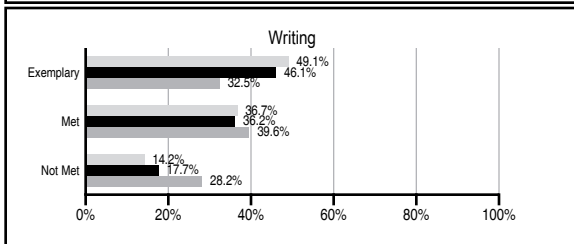
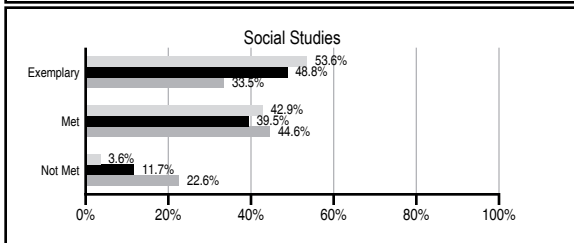
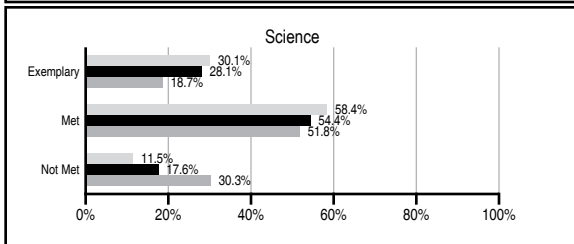
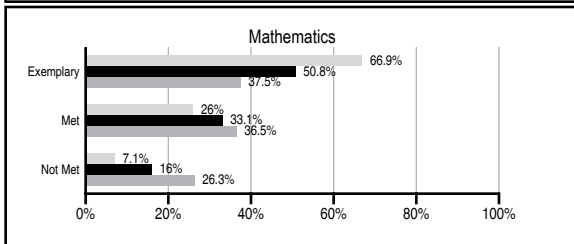
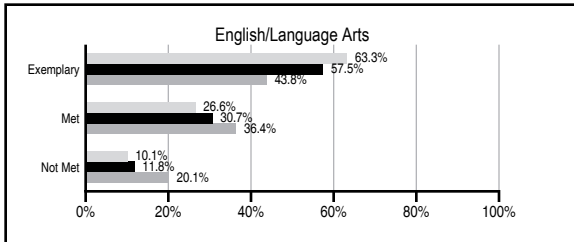
## ABSOLUTE RATINGS OF ELEMENTARY SCHOOLS WITH STUDENTS LIKE OURS\*

EXCELLENT	GOOD	AVERAGE	BELOW AVERAGE	AT-RISK
32	7	0	1	0

\* Ratings are calculated with data available by 11/07/2013. Schools with Students Like Ours are Elementary Schools with Poverty Indices of no more than 5% above or below the index for this school.

## PASS PERFORMANCE

Our School
  Elementary Schools with Students Like Ours
  Elementary schools statewide



## NAEP PERFORMANCE\*

\* Performance reported for SC and nation, data not available at school level. Percentages at NAEP Achievement Levels.



## SC PERFORMANCE VISION

*By 2020 all students will graduate with the knowledge and skills necessary to compete successfully in the global economy, participate in a democratic society and contribute positively as members of families and communities.*

### Abbreviations Key

N/A Not Applicable N/AV Not Available N/C Not Collected N/R Not Reported I/S Insufficient Sample TBD To be determined

# Little Mountain Elementary [Newberry County]

## SCHOOL PROFILE

	Our School	Change from Last Year	Elementary Schools with Students Like Ours	Median Elementary School
<b>Students (n=411)</b>				
Retention rate	0.5%	Down from 2.2%	0.7%	0.9%
Attendance rate	96.9%	Down from 97.1%	96.8%	96.3%
Served by gifted and talented program	13.2%	N/A	13.9%	7.2%
With disabilities	9.9%	N/A	9.9%	12.4%
Older than usual for grade	2.3%	N/A	1.4%	1.9%
Out-of-school suspensions or expulsions for violent and/or criminal offenses	0.0%	No Change	0.0%	0.0%
<b>Teachers (n=23)</b>				
Teachers with advanced degrees	82.6%	Up from 81.8%	68.4%	62.5%
Continuing contract teachers	100.0%	No Change	90.3%	83.3%
Teachers returning from previous year	94.6%	Up from 94.1%	90.4%	88.3%
Teacher attendance rate	93.5%	Up from 92.6%	94.6%	95.0%
Average teacher salary*	\$46,921	Up 0.9%	\$50,190	\$48,193
Classes not taught by highly qualified teachers	0.0%	No Change	0.0%	0.0%
Professional development days/teacher	13.7 days	Up from 10.9 days	11.2 days	11.0 days
<b>School</b>				
Principal's years at school	2.0	Up from 1.0	5.0	4.0
Student-teacher ratio in core subjects	20.3 to 1	Down from 20.5 to 1	21.2 to 1	20.1 to 1
Prime instructional time	88.8%	Up from 87.3%	90.6%	90.0%
Opportunities in the arts	Good	No Change	Good	Good
SACS accreditation	Yes	No Change	Yes	Yes
Parents attending conferences	100.0%	No Change	100.0%	100.0%
Character development program	Excellent	Up from Good	Excellent	Excellent
Dollars spent per pupil**	\$6,339	Down 1.2%	\$6,931	\$7,364
Percent of expenditures for instruction**	63.0%	Down from 63.2%	69.0%	68.0%
Percent of expenditures for teacher salaries**	62.0%	Down from 62.5%	67.0%	66.0%
ESEA composite index score	99.9	Up from 99.0	94.0	88.0

\* Length of contract = 185+ days.

\*\* Prior year audited financial data available.

## EVALUATION RESULTS

	Teachers	Students*	Parents*
Number of surveys returned	22	53	37
Percent satisfied with learning environment	100%	100%	97.3%
Percent satisfied with social and physical environment	100%	94.4%	92.1%
Percent satisfied with school-home relations	100%	92.5%	86.9%

\*Only students at the highest elementary school grade level at this school and their parents were included.

## REPORT OF PRINCIPAL AND SCHOOL IMPROVEMENT COUNCIL

Little Mountain Elementary, an historical community school strongly supported by parental and community involvement, is the educational setting for 405 "Winning Wildcats." Our school was recognized for receiving the Palmetto Gold Award for general performance, as well as receiving the status of Adequate Yearly Progress (AYP). Our leadership and data analysis team uses data results from PASS, MAP, Dominié, and other formative classroom assessments to carefully make strategic decisions such as offering small group intensive reading intervention for at-risk students in grades K-5, creating a school writing team that will enrich and provide professional development opportunities to enhance the school's writing program, integrating a balanced literacy program, and offering hands-on experiences in math and science. Exemplary character and high academic expectations for students are maintained through Positive Behavioral Intervention and Supports (PBIS) program. The consistency of this program is seen throughout the school with school-wide expectations in the classrooms, hallways, cafeteria, auditorium, and on the bus. At LME we put our best "PAWS" forward: Personal Best, Act Responsibly, Work and Play Safely, Show Respect. School-wide events are offered through the collaboration of school personnel, PTO, and SIC members. Some of those events offered this year were the LME Running Club, highlighting staying healthy; Boosterthon, focusing on fitness, leadership, and character; Children's Theater, presented Sticks and Stones; and family reading night, featuring Read S'more Books. Our students are encouraged to participate and learn about various community services which include: collecting non-perishable food for the Manna House, Relay for Life, Veteran's Honor Flight, and Jump Rope for Heart. Little Mountain Elementary was recognized by the American Heart Association on becoming a Gold Fit-Friendly Worksite. We had twenty students that were invited and participated in the Math Olympiad program and thirteen of those mathletes won national awards for excellence with Division E for grades 4 through 6. Veteran's Day Program, Goodies for Grands, Muffins for Moms, and Doughnuts for Dads are some of the events that took place at LME to thank our supporting community. Our school has one teacher that serves on the CERRA's advisory board and a teacher that has been accepted to attend the 2013 Mickelson ExxonMobil Teachers Academy. LME's faculty is committed to teaching today's students to become tomorrow's leaders. Kimberly S. Mack, Principal, Cathy Taylor, SIC Chairperson

Comprehensive detail, including definitions of ratings, performance criteria, and explanations of status, is available on [www.ed.sc.gov](http://www.ed.sc.gov) and [www.eoc.sc.gov](http://www.eoc.sc.gov) as well as school and school district websites.

Printed versions are available from school districts upon request.

### Abbreviations Key

N/A Not Applicable N/AV Not Available N/C Not Collected N/R Not Reported I/S Insufficient Sample TBD To be determined

NI Newly Identified CSI Continuing School Improvement CA Corrective Action RP Plan to Restructure R Restructure DELAY School Improvement Status HOLD School Improvement Status