



SC Annual School Report Card Summary

Pomaria-Garmany Elementary School
 Newberry County
 Grades: PK-5 Enrollment: 346
 Principal: Dr. Beth Shelton-Brooks
 Superintendent: Bennie Bennett
 Board Chair: Jody Hamm

PERFORMANCE

Comprehensive detail, including definitions of ratings, performance criteria, and explanations of status, is available on www.ed.sc.gov and www.eoc.sc.gov as well as school and school district websites. Printed versions are available from school districts upon request.

YEAR	ABSOLUTE RATING	GROWTH RATING	PALMETTO GOLD AND SILVER AWARD		ESEA/FEDERAL ACCOUNTABILITY RATING SYSTEM	
			General Performance	Closing the Gap	ESEA Grade	Accountability Indicator
2013	Excellent	Excellent	TBD	TBD	A	N/A
2012	Excellent	Excellent	Gold	N/A	A	N/A
2011	Good	Good	Silver	N/A	Not Met	N/A

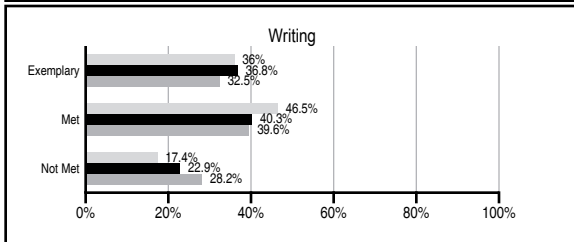
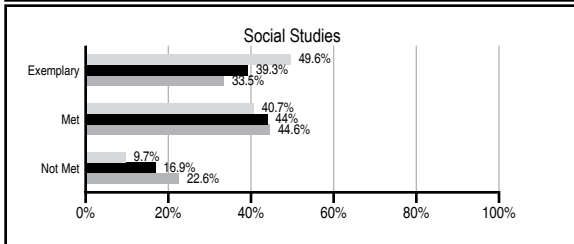
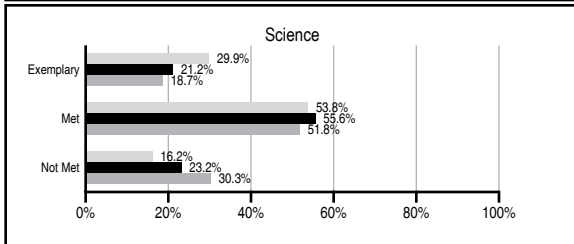
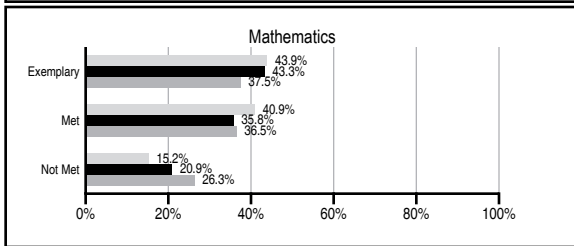
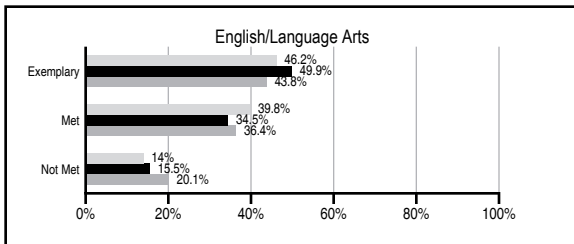
ABSOLUTE RATINGS OF ELEMENTARY SCHOOLS WITH STUDENTS LIKE OURS*

EXCELLENT	GOOD	AVERAGE	BELOW AVERAGE	AT-RISK
40	41	23	0	1

* Ratings are calculated with data available by 11/07/2013. Schools with Students Like Ours are Elementary Schools with Poverty Indices of no more than 5% above or below the index for this school.

PASS PERFORMANCE

Our School
 Elementary Schools with Students Like Ours
 Elementary schools statewide



NAEP PERFORMANCE*

* Performance reported for SC and nation, data not available at school level. Percentages at NAEP Achievement Levels.



SC PERFORMANCE VISION

By 2020 all students will graduate with the knowledge and skills necessary to compete successfully in the global economy, participate in a democratic society and contribute positively as members of families and communities.

Abbreviations Key

N/A Not Applicable N/AV Not Available N/C Not Collected N/R Not Reported I/S Insufficient Sample TBD To be determined

Pomaria-Garmany Elementary School [Newberry

SCHOOL PROFILE

	Our School	Change from Last Year	Elementary Schools with Students Like Ours	Median Elementary School
Students (n=346)				
Retention rate	0.6%	Down from 1.9%	0.9%	0.9%
Attendance rate	96.5%	Down from 96.7%	96.4%	96.3%
Served by gifted and talented program	5.7%	N/A	9.4%	7.2%
With disabilities	10.9%	N/A	12.3%	12.4%
Older than usual for grade	1.4%	N/A	1.7%	1.9%
Out-of-school suspensions or expulsions for violent and/or criminal offenses	0.9%	Up from 0.0%	0.0%	0.0%
Teachers (n=25)				
Teachers with advanced degrees	76.0%	No Change	64.0%	62.5%
Continuing contract teachers	100.0%	Up from 96.0%	86.8%	83.3%
Teachers returning from previous year	92.2%	Up from 88.8%	89.4%	88.3%
Teacher attendance rate	93.5%	Down from 94.7%	95.0%	95.0%
Average teacher salary*	\$51,270	Up 3.1%	\$49,217	\$48,193
Classes not taught by highly qualified teachers	0.0%	No Change	0.0%	0.0%
Professional development days/teacher	16.5 days	Up from 14.8 days	11.5 days	11.0 days
School				
Principal's years at school	7.0	No Change	5.0	4.0
Student-teacher ratio in core subjects	N/R	N/R	20.7 to 1	20.1 to 1
Prime instructional time	88.5%	Down from 89.6%	90.3%	90.0%
Opportunities in the arts	Good	No Change	Good	Good
SACS accreditation	Yes	No Change	Yes	Yes
Parents attending conferences	87.0%	Up from 55.4%	100.0%	100.0%
Character development program	Excellent	No Change	Excellent	Excellent
Dollars spent per pupil**	\$7,194	Up 3.7%	\$7,077	\$7,364
Percent of expenditures for instruction**	67.0%	Up from 65.8%	68.0%	68.0%
Percent of expenditures for teacher salaries**	66.0%	Up from 65.1%	66.0%	66.0%
ESEA composite index score	98.6	Down from 99.8	90.3	88.0

* Length of contract = 185+ days.

** Prior year audited financial data available.

EVALUATION RESULTS

	Teachers	Students*	Parents*
Number of surveys returned	13	64	51
Percent satisfied with learning environment	92.3%	95.4%	92.2%
Percent satisfied with social and physical environment	92.3%	93.9%	92%
Percent satisfied with school-home relations	100%	96.9%	94%

*Only students at the highest elementary school grade level at this school and their parents were included.

Comprehensive detail, including definitions of ratings, performance criteria, and explanations of status, is available on www.ed.sc.gov and www.eoc.sc.gov as well as school and school district websites.

Printed versions are available from school districts upon request.

REPORT OF PRINCIPAL AND SCHOOL IMPROVEMENT COUNCIL

Pomaria-Garmany Elementary School is located in the rural community of Pomaria in Newberry County. Our school serves a diverse population of 367 students, which includes pre-kindergarten through fifth grade. Fifty-three percent are Caucasian, twenty-eight percent are African American, and twenty-one percent are Hispanic.

Pomaria-Garmany is an Advanced ED accredited institution. Sixteen faculty members at Pomaria-Garmany Elementary School are National Board Certified teachers. The faculty participated in many professional development activities this year including an introduction to Common Core and iPads in the classroom. First Steps continued to fund a summer program for ten kindergarten students to increase their readiness level for kindergarten. These awards and other activities demonstrate a hardworking and dedicated faculty and staff.

Students at Pomaria-Garmany Elementary had many accomplishments this year. On a school level, students were recognized at the end of year awards ceremony. Students were rewarded with plaques, medals, and certificates. Parents and members of the community were invited to support student achievement. Additional recognition was given to fourth and fifth grade students as recipients of the Duke TIP Talent Search Award and the MESA Science Award.

Students at Pomaria-Garmany experienced learning outside the classroom through guest speakers, field trips, family nights and school-based service learning opportunities. Third grade students served as Library Helpers, assisting the media specialist in shelving books after school. Fourth grade students continued to maintain the PGE postal system and delivered mail to students, faculty, and staff. Fifth grade students, under the guidance of our school media specialist, produced a daily morning news show. Fifth grade students also were selected to serve as our morning STAR Patrol and Peer Tutors. STAR Patrol assisted in school morning duties and modeled character skills for younger students.

Pomaria-Garmany Elementary School continues to be a PBIS school and is looking to make long-term, durable lifestyle changes for the students as we focus on positive behaviors and correct behaviors that do not meet school expectations. A caring community and the need to belong are essential to make PBIS work.

Students were rewarded for positive behaviors using Tiger Bucks. These bucks were cashed in every nine weeks for an entertaining activity or shopping in the Tiger Store. The most "Pawsome" student, the student displaying the character skill of that month is recognized. Classrooms were also presented with the Finer Diner Award for best behavior in the cafeteria and the Golden Dustpan Award for the cleanest classroom. Bus students were also presented with the Golden Bus Award for students who displayed exemplary bus behavior.

Parents and community members actively supported our school. Our PTO and School Improvement Council were very instrumental in making school decisions. Parent volunteers, community members, churches and civic organizations were also very supportive in providing for the needs of our students. Members of the community provided a skate night, Zaxby's night, and El Pablano night. All of these events generated funds for our school.

Students in grades 3-5 have the opportunity to learn archery during PE. Students also tried out for Pomaria-Garmany Elementary School's first archery team. These

Abbreviations Key

N/A Not Applicable N/AV Not Available N/C Not Collected N/R Not Reported I/S Insufficient Sample TBD To be determined

NI Newly Identified CSI Continuing School Improvement CA Corrective Action RP Plan to Restructure R Restructure DELAY School Improvement Status HOLD School Improvement Status