

# SC Annual School Report Card Summary

Gallman Elementary  
 Newberry County  
 Grades: PK-5 Enrollment: 429  
 Principal: Elizabeth R. Griffith  
 Superintendent: Bennie Bennett  
 Board Chair: Jody Hamm

## PERFORMANCE

Comprehensive detail, including definitions of ratings, performance criteria, and explanations of status, is available on [www.ed.sc.gov](http://www.ed.sc.gov) and [www.eoc.sc.gov](http://www.eoc.sc.gov) as well as school and school district websites. Printed versions are available from school districts upon request.

YEAR	ABSOLUTE RATING	GROWTH RATING	PALMETTO GOLD AND SILVER AWARD		ESEA/FEDERAL ACCOUNTABILITY RATING SYSTEM	
			General Performance	Closing the Gap	ESEA Grade	Accountability Indicator
2013	Average	Average	TBD	TBD	C	N/A
2012	Average	Average	N/A	N/A	A	Reward
2011	Average	Average	Silver	Silver	Not Met	N/A

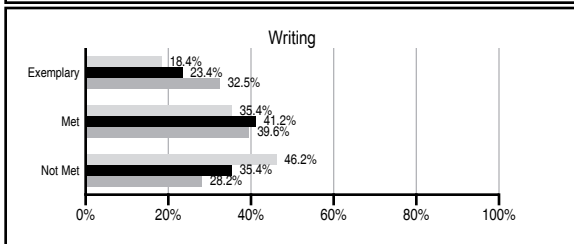
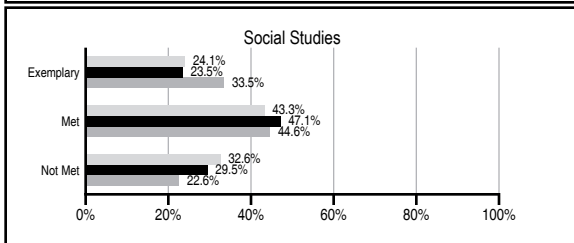
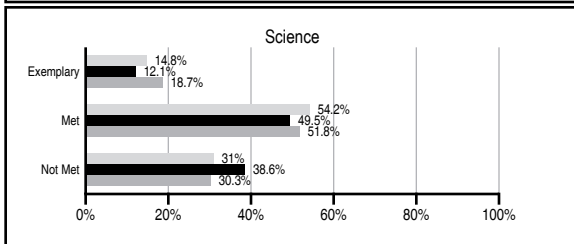
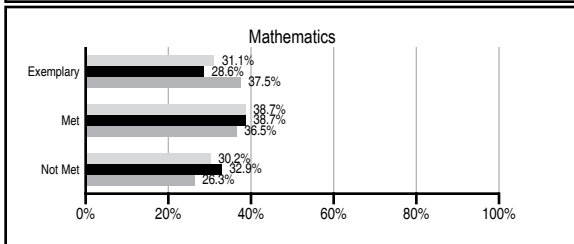
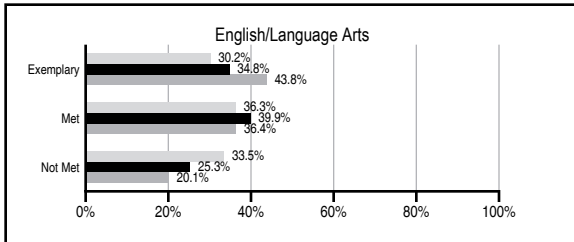
## ABSOLUTE RATINGS OF ELEMENTARY SCHOOLS WITH STUDENTS LIKE OURS\*

EXCELLENT	GOOD	AVERAGE	BELOW AVERAGE	AT-RISK
9	14	94	17	4

\* Ratings are calculated with data available by 11/07/2013. Schools with Students Like Ours are Elementary Schools with Poverty Indices of no more than 5% above or below the index for this school.

## PASS PERFORMANCE

Our School
  Elementary Schools with Students Like Ours
  Elementary schools statewide



## NAEP PERFORMANCE\*

\* Performance reported for SC and nation, data not available at school level. Percentages at NAEP Achievement Levels.



## SC PERFORMANCE VISION

*By 2020 all students will graduate with the knowledge and skills necessary to compete successfully in the global economy, participate in a democratic society and contribute positively as members of families and communities.*

### Abbreviations Key

N/A Not Applicable N/AV Not Available N/C Not Collected N/R Not Reported I/S Insufficient Sample TBD To be determined

# Gallman Elementary [Newberry County]

## SCHOOL PROFILE

	Our School	Change from Last Year	Elementary Schools with Students Like Ours	Median Elementary School
<b>Students (n=429)</b>				
Retention rate	1.8%	Down from 1.9%	1.2%	0.9%
Attendance rate	96.3%	Down from 96.6%	96.0%	96.3%
Served by gifted and talented program	12.8%	N/A	4.8%	7.2%
With disabilities	17.3%	N/A	14.1%	12.4%
Older than usual for grade	3.5%	N/A	2.7%	1.9%
Out-of-school suspensions or expulsions for violent and/or criminal offenses	0.0%	No Change	0.0%	0.0%
<b>Teachers (n=35)</b>				
Teachers with advanced degrees	77.1%	Down from 80.6%	60.3%	62.5%
Continuing contract teachers	88.6%	Down from 94.4%	82.1%	83.3%
Teachers returning from previous year	88.2%	Down from 91.0%	87.3%	88.3%
Teacher attendance rate	94.2%	Down from 95.0%	94.7%	95.0%
Average teacher salary*	\$48,197	Up 4.0%	\$47,232	\$48,193
Classes not taught by highly qualified teachers	0.0%	No Change	0.0%	0.0%
Professional development days/teacher	20.2 days	Up from 13.6 days	11.3 days	11.0 days
<b>School</b>				
Principal's years at school	3.0	Up from 2.0	4.0	4.0
Student-teacher ratio in core subjects	17.3 to 1	Down from 19.9 to 1	19.6 to 1	20.1 to 1
Prime instructional time	89.1%	Down from 89.7%	89.5%	90.0%
Opportunities in the arts	Good	No Change	Good	Good
SACS accreditation	Yes	No Change	Yes	Yes
Parents attending conferences	100.0%	No Change	100.0%	100.0%
Character development program	Good	No Change	Excellent	Excellent
Dollars spent per pupil**	\$7,511	Up 3.9%	\$7,580	\$7,364
Percent of expenditures for instruction**	74.0%	Down from 75.2%	68.0%	68.0%
Percent of expenditures for teacher salaries**	71.0%	Down from 73.7%	65.0%	66.0%
ESEA composite index score	79.2	Down from 91.6	79.2	88.0

\* Length of contract = 185+ days.

\*\* Prior year audited financial data available.

## EVALUATION RESULTS

	Teachers	Students*	Parents*
Number of surveys returned	35	N/A	38
Percent satisfied with learning environment	100%	N/A	92.1%
Percent satisfied with social and physical environment	97.1%	N/A	92.1%
Percent satisfied with school-home relations	77.2%	N/A	86.5%

\*Only students at the highest elementary school grade level at this school and their parents were included.

## REPORT OF PRINCIPAL AND SCHOOL IMPROVEMENT COUNCIL

Gallman Elementary continues "Leaping into Learning" with our staff, parents, and community working together to provide quality educational opportunities for our students. Students thrive in our warm, caring environment and reach out to others through: Adopt-A-Family, Jump Rope for Heart, St. Judes Math-a-thon, Flight of Honor, United Way, and Relay for Life. Student support and donations continue to surpass our expectations and reinforces our spirit of giving and caring.

We began the 2012-2013 school year with our Leadership Team meeting to analyze current student and school data and surveys. The data analysis, shared with our School Improvement Council (SIC), teachers, and parents, continues to show school-wide improvement. Professional development concerning analyzing MAP data and Common Core implementation was provided to our faculty. We continue to use a Data Wall to provide information to assist teachers and staff in monitoring student progress. Many opportunities were offered to our teachers and staff to expand their knowledge and expertise. These included attendance at workshops, Common Core Classes, technology training, and by pursuing advanced degrees. The school faculty participated in The Leader in Me book study and over half of our staff attended Leadership Days at other Leadership schools throughout South Carolina. Several school-wide programs and activities are used to promote achievement and encourage students to exemplify good habits, such as an Awards/Celebration Days each nine weeks and Fun Fridays. Many parenting events such as Breakfast with Grandparents, Moms and Dads, Hispanic Parent Workshop, and Art and Music shows were held in conjunction with our PTO meetings through the school year. Also, we purchased Parent Homework Dictionaries to assist parents/guardians in helping their child with homework. These were provided for students entering the third grade.

Our PTO organization continues to provide outstanding assistance and incentives to the students, teachers and the school through fundraising and volunteer projects.

Through the efforts of our PTO, 5th grade students worked with an artist to paint a mural in our school.

The 2012-2013 school year brought about many awards and accomplishments for Gallman. Ann Abbott, our art teacher, along with two of her students was recognized as winners of the National Career Development Association Poster and Poetry contest. Gallman was also proud to have two students participate in the Duke TIP Scholarship program this year. The State Department of Education also provided our entire student body with 8 books to have to promote summer reading. Again this year we were fortunate to receive the Fresh Fruit and Vegetable grant and continue to partner with Harvest Hope in the Backpack project.

Gallman Elementary School, along with family and community support, continues to focus on learning at high levels in a safe nurturing environment.

Elizabeth R. Griffith, Principal  
Johnette Pitts, SIC Chairman

Comprehensive detail, including definitions of ratings, performance criteria, and explanations of status, is available on [www.ed.sc.gov](http://www.ed.sc.gov) and [www.eoc.sc.gov](http://www.eoc.sc.gov) as well as school and school district websites.

Printed versions are available from school districts upon request.

### Abbreviations Key

N/A Not Applicable N/AV Not Available N/C Not Collected N/R Not Reported I/S Insufficient Sample TBD To be determined

NI Newly Identified CSI Continuing School Improvement CA Corrective Action RP Plan to Restructure R Restructure DELAY School Improvement Status HOLD School Improvement Status