



SC Annual School Report Card Summary

Clio Elementary/Middle School
 Marlboro County
 Grades: PK-8 Enrollment: 193
 Principal: Robert C. Ransom
 Superintendent: Dr. Helena Tillar
 Board Chair: Lucy Parsons

PERFORMANCE

Comprehensive detail, including definitions of ratings, performance criteria, and explanations of status, is available on www.ed.sc.gov and www.eoc.sc.gov as well as school and school district websites. Printed versions are available from school districts upon request.

YEAR	ABSOLUTE RATING	GROWTH RATING	PALMETTO GOLD AND SILVER AWARD		ESEA/FEDERAL ACCOUNTABILITY RATING SYSTEM	
			General Performance	Closing the Gap	ESEA Grade	Accountability Indicator
2013	Below Average	Excellent	TBD	TBD	F	N/A
2012	Below Average	Average	N/A	N/A	F	N/A
2011	Average	Average	Silver	N/A	Not Met	N/A

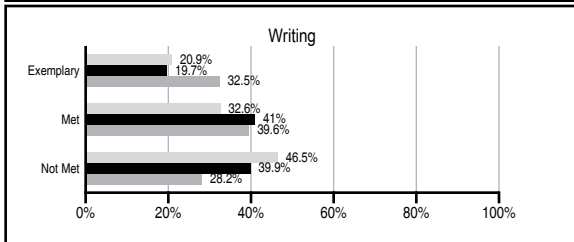
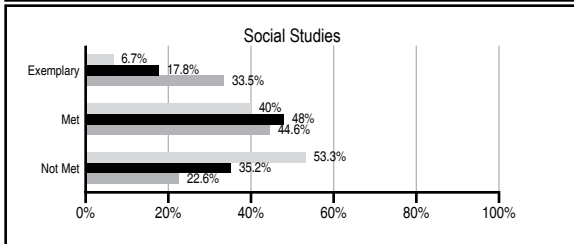
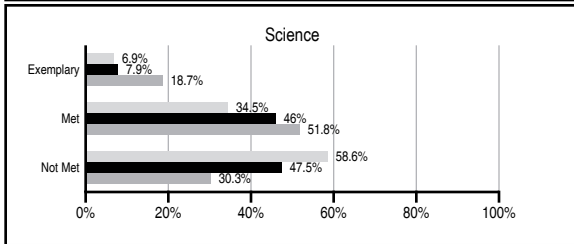
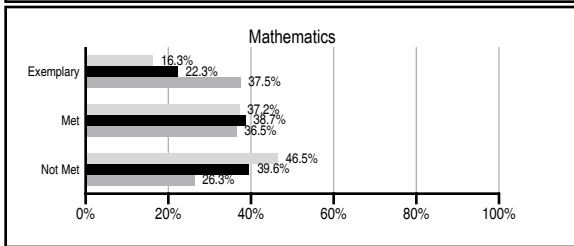
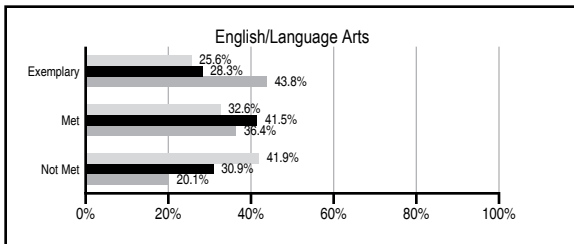
ABSOLUTE RATINGS OF ELEMENTARY SCHOOLS WITH STUDENTS LIKE OURS*

EXCELLENT	GOOD	AVERAGE	BELOW AVERAGE	AT-RISK
1	13	102	47	15

* Ratings are calculated with data available by 11/07/2013. Schools with Students Like Ours are Elementary Schools with Poverty Indices of no more than 5% above or below the index for this school.

PASS PERFORMANCE

Our School
 Elementary Schools with Students Like Ours
 Elementary schools statewide



NAEP PERFORMANCE*

* Performance reported for SC and nation, data not available at school level. Percentages at NAEP Achievement Levels.



SC PERFORMANCE VISION

By 2020 all students will graduate with the knowledge and skills necessary to compete successfully in the global economy, participate in a democratic society and contribute positively as members of families and communities.

Abbreviations Key

N/A Not Applicable N/AV Not Available N/C Not Collected N/R Not Reported I/S Insufficient Sample TBD To be determined

Clio Elementary/Middle School [Marlboro County]

SCHOOL PROFILE

	Our School	Change from Last Year	Elementary Schools with Students Like Ours	Median Elementary School
Students (n=193)				
Retention rate	3.2%	Up from 2.8%	1.1%	0.9%
Attendance rate	95.7%	Up from 95.3%	95.9%	96.3%
Served by gifted and talented program	1.0%	N/A	2.7%	7.2%
With disabilities	21.1%	N/A	13.6%	12.4%
Older than usual for grade	4.9%	N/A	3.0%	1.9%
Out-of-school suspensions or expulsions for violent and/or criminal offenses	0.0%	Down from 13.4%	0.0%	0.0%
Teachers (n=18)				
Teachers with advanced degrees	61.1%	Up from 57.9%	60.0%	62.5%
Continuing contract teachers	72.2%	Up from 57.9%	76.4%	83.3%
Teachers returning from previous year	81.4%	Up from 77.5%	84.8%	88.3%
Teacher attendance rate	94.1%	Up from 93.2%	94.9%	95.0%
Average teacher salary*	\$41,330	Up 1.1%	\$46,124	\$48,193
Classes not taught by highly qualified teachers	0.0%	Down from 5.7%	0.0%	0.0%
Professional development days/teacher	5.2 days	Down from 6.2 days	10.4 days	11.0 days
School				
Principal's years at school	0.5	Down from 4.0	4.0	4.0
Student-teacher ratio in core subjects	10.8 to 1	Down from 12.7 to 1	18.2 to 1	20.1 to 1
Prime instructional time	89.4%	Up from 88.0%	89.5%	90.0%
Opportunities in the arts	Excellent	Up from Good	Good	Good
SACS accreditation	Yes	No Change	Yes	Yes
Parents attending conferences	35.9%	Down from 100.0%	100.0%	100.0%
Character development program	Good	Up from Average	Good	Excellent
Dollars spent per pupil**	\$10,315	Up 2.6%	\$8,246	\$7,364
Percent of expenditures for instruction**	60.0%	Up from 55.1%	67.0%	68.0%
Percent of expenditures for teacher salaries**	56.0%	Up from 52.5%	64.0%	66.0%
ESEA composite index score	38.8	Down from 57.0	71.5	88.0

* Length of contract = 185+ days.

** Prior year audited financial data available.

EVALUATION RESULTS

	Teachers	Students*	Parents*
Number of surveys returned	17	13	10
Percent satisfied with learning environment	82.3%	84.6%	90%
Percent satisfied with social and physical environment	100%	92.3%	70%
Percent satisfied with school-home relations	33.4%	76.9%	N/A

*Only students at the highest elementary school grade level at this school and their parents were included.

REPORT OF PRINCIPAL AND SCHOOL IMPROVEMENT COUNCIL

Clio Elementary Middle School (CEMS) continues to strive for excellence. The 2012-2013 school year brought about many positive changes for the students and staff of CEMS. Emphasis has been placed on classroom instruction, as well as building partnerships with families and community members to meet the needs of our students.

In an effort to prepare our students for college and career readiness, kindergarten through second grades fully implemented Common Core State Standards. A newly adopted textbook series, Treasures, and a revised district pacing guide served as resources to assist in transitioning to Common Core. All grade level teachers concentrated on implementing best practices to improve instruction. Differentiated Instruction, Balanced Literacy, and Active Engagement were observed in classrooms daily. In addition, the entire faculty and staff engaged in a book study using Marzano's Classroom Instruction That Works. In addition, CEMS was responsible for bring Dr. Marcia Tate to the school district to provide professional development on active engagement. Each teacher received a copy of her book titled, Worksheets Don't Grow Dendrites, to use as a resource in their classrooms.

Building partnerships with parents and the community has also been a concentration for CEMS. This year, curriculum nights were held in all subject areas. Parents and community members were invited to attend the school to identify what was occurring in classrooms, as well as to learn strategies to help their children at home. Our parent coordinator facilitated monthly parenting workshops to keep parents abreast of the changing trends in education and best practices incorporated into classroom instruction. Finally, a mentoring program called Weekend Warriors was devised for our middle school males. There were approximately fifteen participants in the mentoring program, which met once a month.

The idea of growth is accentuated in CEMS. Teachers and support staff work collaboratively to ensure each child strives to reach his/her potential. The school uses Measures of Academic Progress (MAP) to assess the students academically in reading, math, and language skills. To highlight the students' growth from fall to spring, the school celebrated the students' growth by providing the students with a MAP celebration cookout. Approximately 121 students revealed growth on the MAP assessment and attended the MAP celebration. The most exciting area of growth in our school stems from the idea of no longer being a Priority School. We are eagerly anticipating the upcoming school year as we continue to focus on continued growth and success.

Robert Carl Ransom, Principal
Earleen Hall, SIC Chairperson

Comprehensive detail, including definitions of ratings, performance criteria, and explanations of status, is available on www.ed.sc.gov and www.eoc.sc.gov as well as school and school district websites.

Printed versions are available from school districts upon request.

Abbreviations Key

N/A Not Applicable N/AV Not Available N/C Not Collected N/R Not Reported I/S Insufficient Sample TBD To be determined

NI Newly Identified CSI Continuing School Improvement CA Corrective Action RP Plan to Restructure R Restructure DELAY School Improvement Status HOLD School Improvement Status