



SC Annual School Report Card Summary

McColl Elementary/Middle School
 Marlboro County
 Grades: PK-8 Enrollment: 739
 Principal: Wm. Mack Norton, Jr.
 Superintendent: Dr. Helena Tillar
 Board Chair: Lucy Parsons

PERFORMANCE

Comprehensive detail, including definitions of ratings, performance criteria, and explanations of status, is available on www.ed.sc.gov and www.eoc.sc.gov as well as school and school district websites. Printed versions are available from school districts upon request.

YEAR	ABSOLUTE RATING	GROWTH RATING	PALMETTO GOLD AND SILVER AWARD		ESEA/FEDERAL ACCOUNTABILITY RATING SYSTEM	
			General Performance	Closing the Gap	ESEA Grade	Accountability Indicator
2013	Average	Average	TBD	TBD	F	N/A
2012	Below Average	Below Average	N/A	N/A	F	N/A
2011	Below Average	Below Average	N/A	N/A	Not Met	N/A

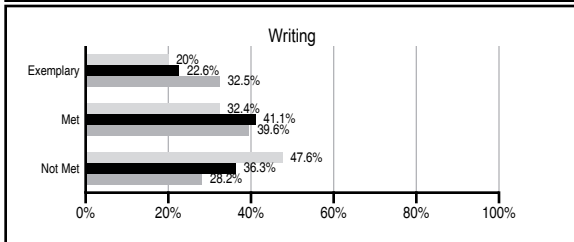
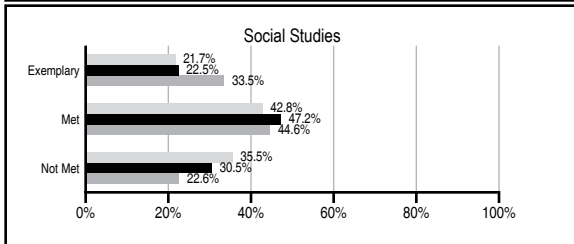
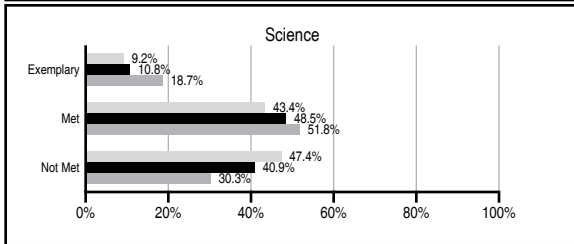
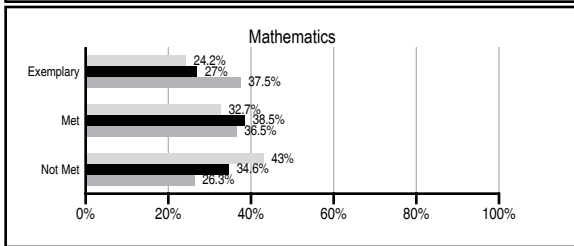
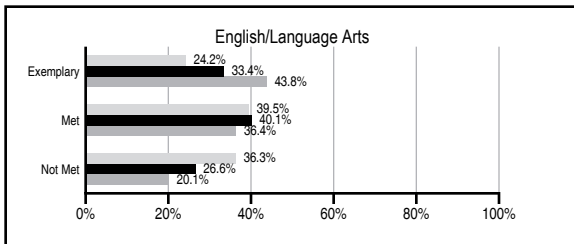
ABSOLUTE RATINGS OF ELEMENTARY SCHOOLS WITH STUDENTS LIKE OURS*

EXCELLENT	GOOD	AVERAGE	BELOW AVERAGE	AT-RISK
9	14	107	22	6

* Ratings are calculated with data available by 11/07/2013. Schools with Students Like Ours are Elementary Schools with Poverty Indices of no more than 5% above or below the index for this school.

PASS PERFORMANCE

Our School
 Elementary Schools with Students Like Ours
 Elementary schools statewide



NAEP PERFORMANCE*

* Performance reported for SC and nation, data not available at school level. Percentages at NAEP Achievement Levels.



SC PERFORMANCE VISION

By 2020 all students will graduate with the knowledge and skills necessary to compete successfully in the global economy, participate in a democratic society and contribute positively as members of families and communities.

Abbreviations Key

N/A Not Applicable N/AV Not Available N/C Not Collected N/R Not Reported I/S Insufficient Sample TBD To be determined

McColl Elementary/Middle School [Marlboro County]

SCHOOL PROFILE

	Our School	Change from Last Year	Elementary Schools with Students Like Ours	Median Elementary School
Students (n=739)				
Retention rate	3.0%	Up from 1.0%	1.1%	0.9%
Attendance rate	95.3%	Down from 95.6%	95.9%	96.3%
Served by gifted and talented program	12.2%	N/A	4.2%	7.2%
With disabilities	17.0%	N/A	13.8%	12.4%
Older than usual for grade	3.1%	N/A	2.7%	1.9%
Out-of-school suspensions or expulsions for violent and/or criminal offenses	0.3%	Up from 0.0%	0.0%	0.0%
Teachers (n=49)				
Teachers with advanced degrees	67.3%	Down from 72.0%	60.5%	62.5%
Continuing contract teachers	91.8%	Up from 88.0%	81.1%	83.3%
Teachers returning from previous year	87.9%	Down from 90.2%	85.8%	88.3%
Teacher attendance rate	93.3%	Up from 92.3%	94.7%	95.0%
Average teacher salary*	\$46,002	Down 0.3%	\$47,180	\$48,193
Classes not taught by highly qualified teachers	4.1%	Up from 2.7%	0.0%	0.0%
Professional development days/teacher	12.7 days	Up from 6.3 days	10.9 days	11.0 days
School				
Principal's years at school	14.0	Up from 13.0	4.0	4.0
Student-teacher ratio in core subjects	20.0 to 1	Down from 23.8 to 1	19.3 to 1	20.1 to 1
Prime instructional time	87.0%	Down from 87.2%	89.5%	90.0%
Opportunities in the arts	Good	No Change	Good	Good
SACS accreditation	Yes	No Change	Yes	Yes
Parents attending conferences	91.5%	Up from 84.8%	100.0%	100.0%
Character development program	Good	No Change	Excellent	Excellent
Dollars spent per pupil**	\$6,063	Down 0.6%	\$7,659	\$7,364
Percent of expenditures for instruction**	72.0%	Up from 69.0%	68.0%	68.0%
Percent of expenditures for teacher salaries**	68.0%	Up from 66.7%	65.0%	66.0%
ESEA composite index score	55.8	Down from 56.2	77.3	88.0

* Length of contract = 185+ days.

** Prior year audited financial data available.

EVALUATION RESULTS

	Teachers	Students*	Parents*
Number of surveys returned	50	75	36
Percent satisfied with learning environment	96%	81.3%	75%
Percent satisfied with social and physical environment	96%	87.8%	80.5%
Percent satisfied with school-home relations	94.1%	77.3%	74.3%

*Only students at the highest elementary school grade level at this school and their parents were included.

REPORT OF PRINCIPAL AND SCHOOL IMPROVEMENT COUNCIL

The mission of McColl Elementary/Middle School is to educate and enable all students to achieve their highest potential. Our vision is to partner with families, businesses, and communities to develop the next generation of responsible citizens, lifelong learners, and global leaders. We are guided by seven beliefs: 1. All children can learn given opportunities that maximize their learning potential. 2. All students, parents, and staff will treat each other with respect. 3. Continuous, high-quality professional development is essential to teaching and learning. 4. A rigorous curriculum is vital to effectively develop students with critical thinking, problem solving, and real word skills. 5. A safe and orderly environment will provide diverse learning opportunities for all students. 6. A highly skilled and dedicated staff will produce responsible citizens and life-long learners. 7. All stake holders are important for the success of all students.

McColl School serves through an extended school year calendar, approximately 784 students in grades Pre-K through eight, with a certified staff of 56 and 31 support personnel. Instruction is the focus of McColl School. Through a data driven program, emphasis on a core curriculum, best practices, interventions, 21st century technology, and engaged students, everyone has the opportunity to succeed.

New practices include implementation of early release days for teacher professional development, Common Core State Standards in grades K-2, and Making Middle Grades Work in grades 6-8. The reading intervention program has been expanded for grades 5-8 with implementation of the READ 180 program. Summer remediation and enrichment programs are being offered to all students at no cost.

Student involvement is a priority at our school. Students were recognized this year in several areas of academic performance. One student was recognized as the district winner and runner-up in the district spelling bee. Two students were identified as participants in the Duke University Talented Identification Program. Two students were recognized as Junior Scholars and four students had perfect scores in an area of the State Testing Program (PASS). A club schedule was created that allowed students in grades 5-8 opportunities for enrichment.

A strong Parent Involvement Program provides support for the community and the school. It is our goal to make parents feel welcome and to receive training to help their children succeed.

McColl School received accreditation by AdvancEd. We continue to meet State Department instructional standards and receive a rating of "all clear" for 2012-13.

Macky Norton, Principal
Santee Westbay, School Improvement Council, Chair

Comprehensive detail, including definitions of ratings, performance criteria, and explanations of status, is available on www.ed.sc.gov and www.eoc.sc.gov as well as school and school district websites.

Printed versions are available from school districts upon request.

Abbreviations Key

N/A Not Applicable N/AV Not Available N/C Not Collected N/R Not Reported I/S Insufficient Sample TBD To be determined

NI Newly Identified CSI Continuing School Improvement CA Corrective Action RP Plan to Restructure R Restructure DELAY School Improvement Status HOLD School Improvement Status