



# SC Annual School Report Card Summary

**Britton's Neck Elementary**  
**Marion County**  
**Grades: PK-5**      **Enrollment: 279**  
**Principal: Monica Kimbrough**  
**Superintendent: Dr. Dan Strickland**  
**Board Chair: Dr. Shawn Johnson**

## PERFORMANCE

Comprehensive detail, including definitions of ratings, performance criteria, and explanations of status, is available on [www.ed.sc.gov](http://www.ed.sc.gov) and [www.eoc.sc.gov](http://www.eoc.sc.gov) as well as school and school district websites. Printed versions are available from school districts upon request.

YEAR	ABSOLUTE RATING	GROWTH RATING	PALMETTO GOLD AND SILVER AWARD		ESEA/FEDERAL ACCOUNTABILITY RATING SYSTEM	
			General Performance	Closing the Gap	ESEA Grade	Accountability Indicator
2013	Average	Average	TBD	TBD	B	N/A
2012	Average	Average	N/A	N/A	N/A	N/A
2011	Average	Good	Silver	Silver	Met	N/A

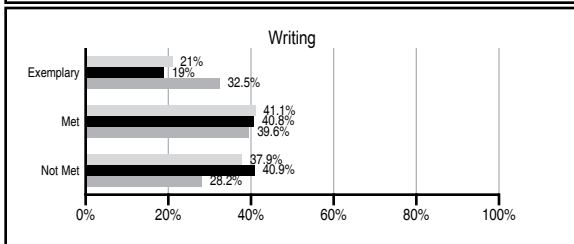
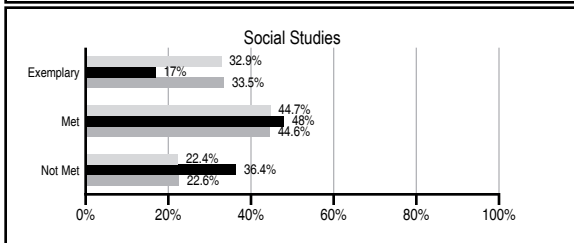
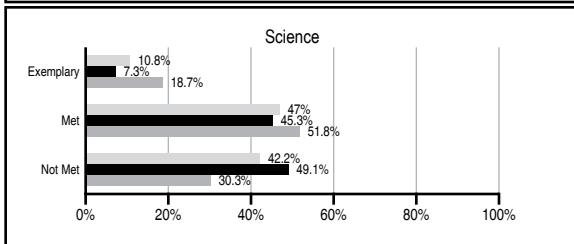
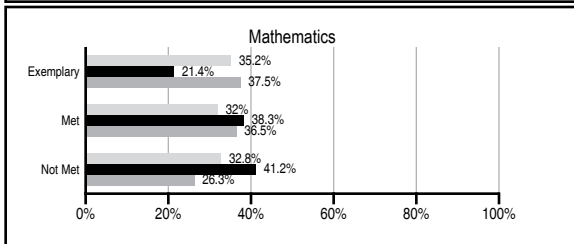
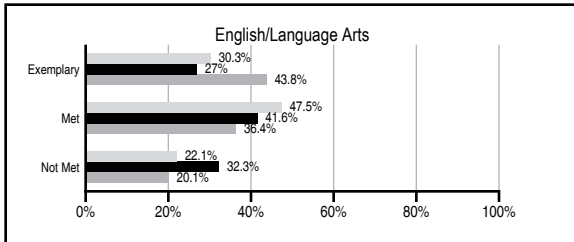
## ABSOLUTE RATINGS OF ELEMENTARY SCHOOLS WITH STUDENTS LIKE OURS\*

EXCELLENT	GOOD	AVERAGE	BELOW AVERAGE	AT-RISK
0	9	77	40	15

\* Ratings are calculated with data available by 11/07/2013. Schools with Students Like Ours are Elementary Schools with Poverty Indices of no more than 5% above or below the index for this school.

## PASS PERFORMANCE

Our School     
  Elementary Schools with Students Like Ours     
  Elementary schools statewide



## NAEP PERFORMANCE\*

\* Performance reported for SC and nation, data not available at school level. Percentages at NAEP Achievement Levels.



## SC PERFORMANCE VISION

*By 2020 all students will graduate with the knowledge and skills necessary to compete successfully in the global economy, participate in a democratic society and contribute positively as members of families and communities.*

### Abbreviations Key

N/A Not Applicable N/AV Not Available N/C Not Collected N/R Not Reported I/S Insufficient Sample TBD To be determined

# Britton's Neck Elementary [Marion County]

## SCHOOL PROFILE

	Our School	Change from Last Year	Elementary Schools with Students Like Ours	Median Elementary School
<b>Students (n=279)</b>				
Retention rate	4.6%	Down from 7.9%	1.1%	0.9%
Attendance rate	94.4%	Down from 95.7%	95.9%	96.3%
Served by gifted and talented program	1.2%	N/A	2.5%	7.2%
With disabilities	19.9%	N/A	13.5%	12.4%
Older than usual for grade	5.0%	N/A	3.0%	1.9%
Out-of-school suspensions or expulsions for violent and/or criminal offenses	0.0%	No Change	0.0%	0.0%
<b>Teachers (n=24)</b>				
Teachers with advanced degrees	83.3%	Down from 87.5%	60.0%	62.5%
Continuing contract teachers	75.0%	Down from 91.7%	74.3%	83.3%
Teachers returning from previous year	85.3%	Down from 88.4%	84.5%	88.3%
Teacher attendance rate	95.2%	Down from 96.4%	94.9%	95.0%
Average teacher salary*	\$46,904	Up 8.1%	\$45,939	\$48,193
Classes not taught by highly qualified teachers	0.0%	Down from 1.4%	0.0%	0.0%
Professional development days/teacher	21.1 days	Down from 24.1 days	10.3 days	11.0 days
<b>School</b>				
Principal's years at school	1.0	Down from 3.0	4.0	4.0
Student-teacher ratio in core subjects	20.6 to 1	Up from 19.6 to 1	17.7 to 1	20.1 to 1
Prime instructional time	88.7%	Down from 89.3%	89.6%	90.0%
Opportunities in the arts	Good	No Change	Good	Good
SACS accreditation	Yes	No Change	Yes	Yes
Parents attending conferences	100.0%	No Change	100.0%	100.0%
Character development program	Good	No Change	Excellent	Excellent
Dollars spent per pupil**	\$9,442	Down 3.2%	\$8,576	\$7,364
Percent of expenditures for instruction**	61.0%	Up from 60.4%	66.0%	68.0%
Percent of expenditures for teacher salaries**	54.0%	Down from 55.6%	63.0%	66.0%
ESEA composite index score	81.6	Down from 89.6	67.5	88.0

\* Length of contract = 185+ days.

\*\* Prior year audited financial data available.

## EVALUATION RESULTS

	Teachers	Students*	Parents*
Number of surveys returned	22	50	29
Percent satisfied with learning environment	100%	92%	86.2%
Percent satisfied with social and physical environment	100%	87.8%	72.4%
Percent satisfied with school-home relations	86.4%	77.6%	71.4%

\*Only students at the highest elementary school grade level at this school and their parents were included.

## REPORT OF PRINCIPAL AND SCHOOL IMPROVEMENT COUNCIL

Everyone at Britton's Neck Elementary has worked diligently this year to ensure that we are meeting our goal of all students reaching their full potential. Students, teachers, parents and community members have partnered together to ensure that we are progressing towards meeting the performance goals included in the school strategic plan and attaining high achievement for all subgroups.

Our theme for this year was "HEATing Things Up!" HEAT is an acronym for Holding High Expectations, Engaging Learners, Achieving Academic Rigor and Targeting Growth through Teamwork. Professional development activities and the work of teachers have been focused throughout the year on these elements. Teachers used standards based instruction, met during common planning sessions, attended study groups, and analyzed student assessment data to personalize instruction for each child. Through continuous monitoring, teachers were able to determine students' progress and needs at any given time during the year. This information was then used to differentiate instruction, providing additional support or acceleration as needed.

Teachers and staff also worked closely with consultants to improve instruction. The literacy consultant led study groups focused on implementing Common Core Standards, increasing the use of nonfiction reading and writing in instruction and the importance of developing oral language skills for students. The focus of study groups led by the math consultant was building conceptual knowledge through the use of manipulatives, facilitating inquiry and effective questioning. Both consultants also spent time in the classroom working directly with students, modeling lessons for teachers, and observing instruction to strengthen the use of best practices.

We extended the HEAT theme to students, with a focus on promoting a positive learning environment. The student version of HEAT stands for helpfulness, effort, attitude and trustworthiness. Students were recognized each week for displaying these character traits.

Parents are valued assets who partner with teachers to increase student learning. This year we have worked to strengthen family involvement by sponsoring various programs such as Family Story Night, Family Math/Science Night, Pastries for Parents, Grits for Grandparents, and Family Fun Fitness Night.

We are proud of our accomplishments this year but realize there is room for growth and improvement. We will continue to strengthen our instructional practices, further develop our data analysis skills and foster a positive environment for our students. With the support of all stakeholders, our students will continue to excel!

Mrs. Monica Kimbrough, Principal  
Mr. Jeremiah Hemingway, SIC Chair

Comprehensive detail, including definitions of ratings, performance criteria, and explanations of status, is available on [www.ed.sc.gov](http://www.ed.sc.gov) and [www.eoc.sc.gov](http://www.eoc.sc.gov) as well as school and school district websites.

Printed versions are available from school districts upon request.

### Abbreviations Key

N/A Not Applicable N/AV Not Available N/C Not Collected N/R Not Reported I/S Insufficient Sample TBD To be determined  
NI Newly Identified CSI Continuing School Improvement CA Corrective Action RP Plan to Restructure R Restructure DELAY School Improvement Status HOLD School Improvement Status