



# SC Annual School Report Card Summary

McCormick Elementary  
 Marion County  
 Grades: 3-5 Enrollment: 345  
 Principal: Martina Y. Rush  
 Superintendent: Dr. Dan Strickland  
 Board Chair: Dr. Shawn Johnson

## PERFORMANCE

Comprehensive detail, including definitions of ratings, performance criteria, and explanations of status, is available on [www.ed.sc.gov](http://www.ed.sc.gov) and [www.eoc.sc.gov](http://www.eoc.sc.gov) as well as school and school district websites. Printed versions are available from school districts upon request.

YEAR	ABSOLUTE RATING	GROWTH RATING	PALMETTO GOLD AND SILVER AWARD		ESEA/FEDERAL ACCOUNTABILITY RATING SYSTEM	
			General Performance	Closing the Gap	ESEA Grade	Accountability Indicator
2013	Below Average	Good	TBD	TBD	F	N/A
2012	Average	Average	N/A	N/A	N/A	N/A
2011	Below Average	Average	Silver	N/A	Not Met	CA

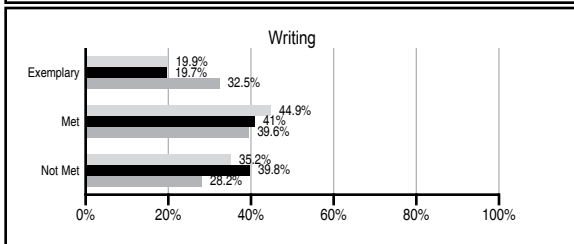
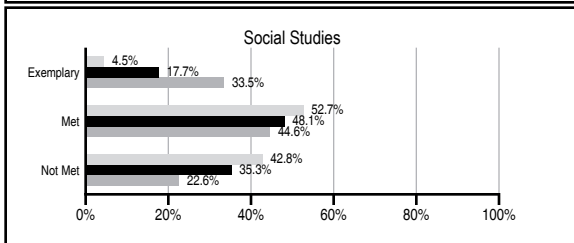
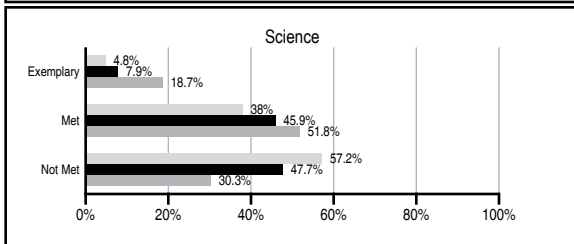
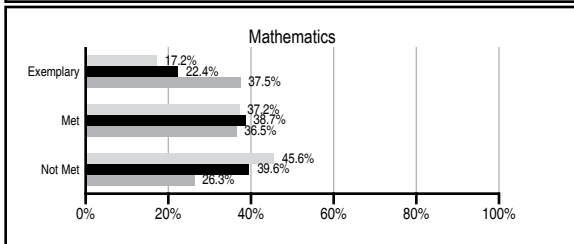
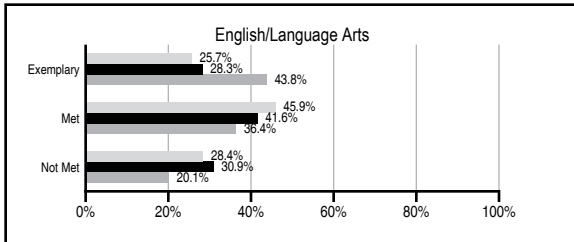
## ABSOLUTE RATINGS OF ELEMENTARY SCHOOLS WITH STUDENTS LIKE OURS\*

EXCELLENT	GOOD	AVERAGE	BELOW AVERAGE	AT-RISK
1	13	99	45	15

\* Ratings are calculated with data available by 11/07/2013. Schools with Students Like Ours are Elementary Schools with Poverty Indices of no more than 5% above or below the index for this school.

## PASS PERFORMANCE

Our School
  Elementary Schools with Students Like Ours
  Elementary schools statewide



## NAEP PERFORMANCE\*

\* Performance reported for SC and nation, data not available at school level. Percentages at NAEP Achievement Levels.



## SC PERFORMANCE VISION

*By 2020 all students will graduate with the knowledge and skills necessary to compete successfully in the global economy, participate in a democratic society and contribute positively as members of families and communities.*

### Abbreviations Key

N/A Not Applicable N/AV Not Available N/C Not Collected N/R Not Reported I/S Insufficient Sample TBD To be determined

# McCormick Elementary [Marion County]

## SCHOOL PROFILE

	Our School	Change from Last Year	Elementary Schools with Students Like Ours	Median Elementary School
<b>Students (n=345)</b>				
Retention rate	0.0%	No Change	1.1%	0.9%
Attendance rate	95.1%	Down from 96.1%	95.9%	96.3%
Served by gifted and talented program	8.5%	N/A	2.7%	7.2%
With disabilities	21.2%	N/A	13.6%	12.4%
Older than usual for grade	4.2%	N/A	3.0%	1.9%
Out-of-school suspensions or expulsions for violent and/or criminal offenses	1.5%	Up from 0.0%	0.0%	0.0%
<b>Teachers (n=26)</b>				
Teachers with advanced degrees	65.4%	Up from 62.5%	60.0%	62.5%
Continuing contract teachers	80.8%	Down from 83.3%	76.5%	83.3%
Teachers returning from previous year	85.8%	Down from 88.6%	84.7%	88.3%
Teacher attendance rate	89.7%	Down from 95.9%	94.9%	95.0%
Average teacher salary*	\$45,273	Up 2.0%	\$46,049	\$48,193
Classes not taught by highly qualified teachers	0.0%	No Change	0.0%	0.0%
Professional development days/teacher	14.2 days	Up from 10.4 days	10.4 days	11.0 days
<b>School</b>				
Principal's years at school	3.0	Up from 2.0	4.0	4.0
Student-teacher ratio in core subjects	20.3 to 1	Up from 18.8 to 1	18.2 to 1	20.1 to 1
Prime instructional time	83.7%	Down from 90.6%	89.6%	90.0%
Opportunities in the arts	Good	No Change	Good	Good
SACS accreditation	Yes	No Change	Yes	Yes
Parents attending conferences	95.4%	Down from 97.4%	100.0%	100.0%
Character development program	Good	No Change	Good	Excellent
Dollars spent per pupil**	\$6,757	Up 1.8%	\$8,187	\$7,364
Percent of expenditures for instruction**	67.0%	Down from 67.7%	67.0%	68.0%
Percent of expenditures for teacher salaries**	65.0%	Up from 62.9%	64.0%	66.0%
ESEA composite index score	56.0	Down from 73.6	71.5	88.0

\* Length of contract = 185+ days.

\*\* Prior year audited financial data available.

## EVALUATION RESULTS

	Teachers	Students*	Parents*
Number of surveys returned	24	97	57
Percent satisfied with learning environment	83.4%	80.4%	77.2%
Percent satisfied with social and physical environment	95.8%	68.8%	85.7%
Percent satisfied with school-home relations	62.5%	69.8%	83.6%

\*Only students at the highest elementary school grade level at this school and their parents were included.

## REPORT OF PRINCIPAL AND SCHOOL IMPROVEMENT COUNCIL

McCormick Elementary School achieved significant progress during the 2012-2013 school year. A Title 1 school and home to almost three hundred and seventy-five students in grades three through five, McCormick Elementary is committed to meeting the academic, social, emotional and physical needs of students. This year we continued to utilize the Explicit Direct Instruction (EDI) approach to classroom instruction. In addition, we focused on developing and strengthening instructional teams through collaboration which centered on learning and student results. We also implemented Positive Behavioral Interventions and Supports to improve academic and behavioral outcomes for students.

Teachers at McCormick Elementary School continued to challenge students with research-based instructional practices such as the Balanced Literacy and Balanced Math model, computer assisted instruction in reading and math (SuccessMaker, KidBiz 3000 and Accelerated Reader) and small group intervention programs using Everyday Math and SRA Corrective Reading. Students also received additional time and support in the early morning and after-school reading and math programs. The Common Core State Standards (CCSS) for writing, speaking and listening were also implemented in all grade levels as students were expected to compose arguments and opinions, informative/explanatory pieces and narrative texts.

Professional development focused on implementing the CCSS instructional shifts in English Language Arts and Math. Teachers participated in and provided training on how best to bridge the gap between the CCSS and the South Carolina State Standards. Professional Learning Community meetings also focused on analyzing student work samples to identify strengths and weaknesses in student learning and to discuss how to build upon those strengths and weaknesses to improve student outcomes. RIT scores and other data sources were used to improve teaching and learning.

A committed faculty and staff, in addition to the PTO, SIC, involved parents, volunteers and generous business, faith-based and community partners can be credited with the progress made at McCormick Elementary School. These partnerships were critical in supporting the academic, social, emotional and physical needs of our students.

McCormick Elementary School will continue to strive towards excellence for our students, staff and community by promoting a positive and productive learning environment dedicated to the success of our students.

Martina Y. Rush, Principal  
Renee Ford, SIC Chairperson

Comprehensive detail, including definitions of ratings, performance criteria, and explanations of status, is available on [www.ed.sc.gov](http://www.ed.sc.gov) and [www.eoc.sc.gov](http://www.eoc.sc.gov) as well as school and school district websites.

Printed versions are available from school districts upon request.

### Abbreviations Key

N/A Not Applicable N/AV Not Available N/C Not Collected N/R Not Reported I/S Insufficient Sample TBD To be determined  
NI Newly Identified CSI Continuing School Improvement CA Corrective Action RP Plan to Restructure R Restructure DELAY School Improvement Status HOLD School Improvement Status