



SC Annual School Report Card Summary

Oak Pointe Elementary
 Lexington 5
 Grades: PK-5 Enrollment: 639
 Principal: Cassandra H. Paschal
 Superintendent: Stephen W. Hefner, Ed.D.
 Board Chair: Robert Gantt

PERFORMANCE

Comprehensive detail, including definitions of ratings, performance criteria, and explanations of status, is available on www.ed.sc.gov and www.eoc.sc.gov as well as school and school district websites. Printed versions are available from school districts upon request.

YEAR	ABSOLUTE RATING	GROWTH RATING	PALMETTO GOLD AND SILVER AWARD		ESEA/FEDERAL ACCOUNTABILITY RATING SYSTEM	
			General Performance	Closing the Gap	ESEA Grade	Accountability Indicator
2013	Excellent	Good	TBD	TBD	A	N/A
2012	Excellent	Excellent	Gold	Gold	A	N/A
2011	Excellent	Excellent	Gold	N/A	Met	N/A

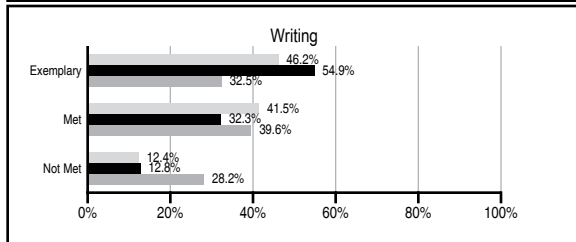
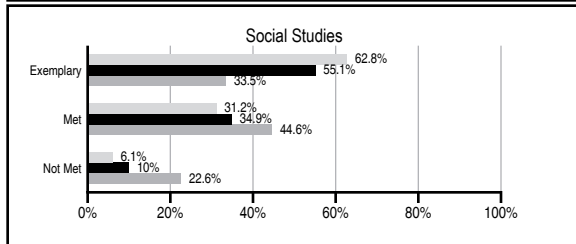
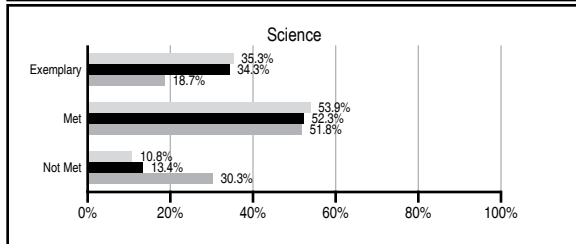
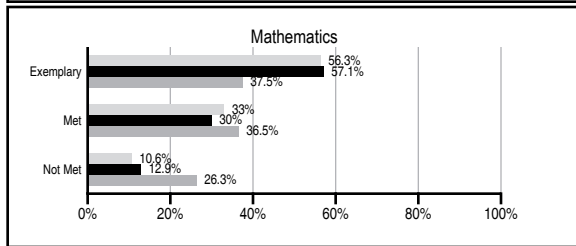
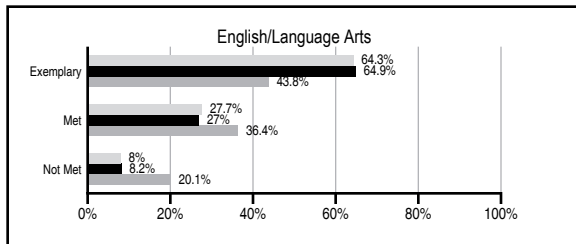
ABSOLUTE RATINGS OF ELEMENTARY SCHOOLS WITH STUDENTS LIKE OURS*

EXCELLENT	GOOD	AVERAGE	BELOW AVERAGE	AT-RISK
28	1	1	0	0

* Ratings are calculated with data available by 11/07/2013. Schools with Students Like Ours are Elementary Schools with Poverty Indices of no more than 5% above or below the index for this school.

PASS PERFORMANCE

Our School
 Elementary Schools with Students Like Ours
 Elementary schools statewide



NAEP PERFORMANCE*

* Performance reported for SC and nation, data not available at school level. Percentages at NAEP Achievement Levels.



SC PERFORMANCE VISION

By 2020 all students will graduate with the knowledge and skills necessary to compete successfully in the global economy, participate in a democratic society and contribute positively as members of families and communities.

Abbreviations Key

N/A Not Applicable N/AV Not Available N/C Not Collected N/R Not Reported I/S Insufficient Sample TBD To be determined

Oak Pointe Elementary [Lexington 5]

SCHOOL PROFILE

	Our School	Change from Last Year	Elementary Schools with Students Like Ours	Median Elementary School
Students (n=639)				
Retention rate	0.0%	Down from 0.2%	0.7%	0.9%
Attendance rate	97.2%	Down from 97.5%	96.8%	96.3%
Served by gifted and talented program	14.3%	N/A	14.4%	7.2%
With disabilities	16.2%	N/A	9.2%	12.4%
Older than usual for grade	0.6%	N/A	0.9%	1.9%
Out-of-school suspensions or expulsions for violent and/or criminal offenses	0.0%	No Change	0.0%	0.0%
Teachers (n=53)				
Teachers with advanced degrees	64.2%	Up from 62.3%	66.7%	62.5%
Continuing contract teachers	92.5%	Down from 94.3%	83.2%	83.3%
Teachers returning from previous year	90.5%	Up from 73.5%	90.5%	88.3%
Teacher attendance rate	95.7%	Up from 94.5%	95.1%	95.0%
Average teacher salary*	\$49,298	Up 0.3%	\$49,508	\$48,193
Classes not taught by highly qualified teachers	4.2%	Down from 9.0%	0.0%	0.0%
Professional development days/teacher	8.3 days	Down from 12.4 days	10.0 days	11.0 days
School				
Principal's years at school	2.0	Up from 1.0	3.5	4.0
Student-teacher ratio in core subjects	18.9 to 1	Up from 18.5 to 1	20.7 to 1	20.1 to 1
Prime instructional time	92.1%	Up from 91.1%	91.0%	90.0%
Opportunities in the arts	Good	No Change	Good	Good
SACS accreditation	Yes	No Change	Yes	Yes
Parents attending conferences	100.0%	No Change	100.0%	100.0%
Character development program	Excellent	No Change	Excellent	Excellent
Dollars spent per pupil**	\$9,093	Up 9.4%	\$6,853	\$7,364
Percent of expenditures for instruction**	72.0%	Up from 70.1%	70.0%	68.0%
Percent of expenditures for teacher salaries**	71.0%	Up from 69.4%	69.0%	66.0%
ESEA composite index score	93.2	Down from 98.0	93.6	88.0

* Length of contract = 185+ days.

** Prior year audited financial data available.

EVALUATION RESULTS

	Teachers	Students*	Parents*
Number of surveys returned	41	118	60
Percent satisfied with learning environment	100%	93.2%	91.7%
Percent satisfied with social and physical environment	100%	89.1%	93.5%
Percent satisfied with school-home relations	100%	92.5%	91.8%

*Only students at the highest elementary school grade level at this school and their parents were included.

Comprehensive detail, including definitions of ratings, performance criteria, and explanations of status, is available on www.ed.sc.gov and www.eoc.sc.gov as well as school and school district websites.

Printed versions are available from school districts upon request.

REPORT OF PRINCIPAL AND SCHOOL IMPROVEMENT COUNCIL

Oak Pointe Elementary School (OPES) is a thriving school community committed to promoting excellence while ensuring the academic, personal, physical, and social development of each child. Our school focuses on helping our students reach higher levels of proficiency in reading, mathematics, writing, science, and social studies and on ensuring that students have high quality experiences in the arts and in community service. The 2012-13 school year was another successful one as we received the Palmetto Gold Award for exemplary test scores, Gold for Closing the Achievement Gap, and an A overall rating from the State Department of Education.

OPES maintains high standards for academic achievement and character education with an emphasis on celebrating diversity through community-building, inclusion, and mainstreaming. A characteristic of OPES that sets us apart from other schools is our weekly Friday Morning Meetings where the whole school meets on our commons area to celebrate each other, highlight accomplishments, and set school-wide expectations.

Our students demonstrated their commitment to literacy by participating in the Reading with the Gamecocks and the Columbia Blowfish Reading programs. Our afterschool programs offer additional opportunities for our students to participate in extended learning: Lego Club, Lego Robotics Leagues, Girls on the Run, Run Hard, Golf and a student-led newsletter. We adopted numerous service projects so that our students could develop a stronger sense of community and the importance of helping others. OPES financially supported The March of Dimes, The American Cancer Society Relay for Life and United Way by holding fundraising and awareness events throughout the school year.

The South Carolina Department of Education recognized Oak Pointe for exceptional school-wide implementation of our Positive Behavior Interventions and Supports (PBIS) program. The school's expectations encouraged all students to "Be a P.A.L." by showing their Personal best, Acceptance, and Living responsibly. Celebrations of positive behaviors occurred throughout the school year with dances, a P.A.L. Picnic, Haystack Hangout, and Rockin' Lunch.

Our PTO collaborated with our district to improve our campus by providing a basketball court on the playground. The PTO provided funds for murals to be painted in the hallways to create a positive and inviting learning environment, and we held a monthly breakfast as part of our All Pro Dads' program. An Eagle Scout built a literacy garden for our students to have a place outside to read and write as well as plant vegetables to learn about science and make literary connections. Arts Day was highly successful again this year and was underwritten by the PTO. Artists were brought into the school to enhance the visual arts, music, drama, dance, and literacy.

We appreciate the support of the Board of Trustees, the District administration, and our community. They are to be commended for their contributions to support our students and the instructional program at Oak Pointe.

Cassandra Paschal, Principal
Grindstaff, SIC Chair

Kevin

Abbreviations Key

N/A Not Applicable N/AV Not Available N/C Not Collected N/R Not Reported I/S Insufficient Sample TBD To be determined

NI Newly Identified CSI Continuing School Improvement CA Corrective Action RP Plan to Restructure R Restructure DELAY School Improvement Status HOLD School Improvement Status