



SC Annual School Report Card Summary

Lake Murray Elementary
 Lexington 5
 Grades: K-5 Enrollment: 872
 Principal: Claire Thompson
 Superintendent: Stephen W. Hefner, Ed.D.
 Board Chair: Robert Gantt

PERFORMANCE

Comprehensive detail, including definitions of ratings, performance criteria, and explanations of status, is available on www.ed.sc.gov and www.eoc.sc.gov as well as school and school district websites. Printed versions are available from school districts upon request.

YEAR	ABSOLUTE RATING	GROWTH RATING	PALMETTO GOLD AND SILVER AWARD		ESEA/FEDERAL ACCOUNTABILITY RATING SYSTEM	
			General Performance	Closing the Gap	ESEA Grade	Accountability Indicator
2013	Excellent	Good	TBD	TBD	A	N/A
2012	Excellent	Excellent	Gold	Gold	A	N/A
2011	Excellent	Excellent	Gold	Gold	Not Met	N/A

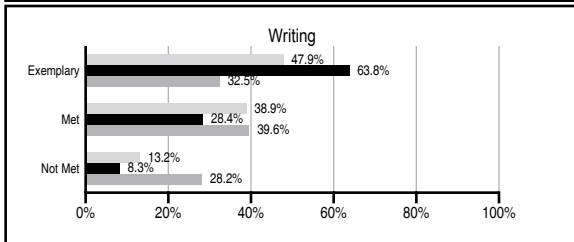
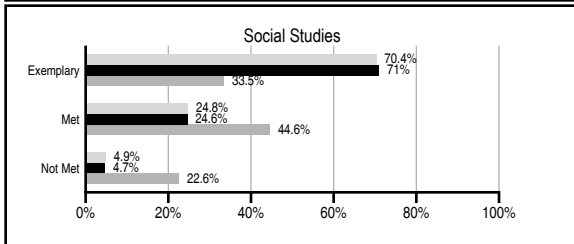
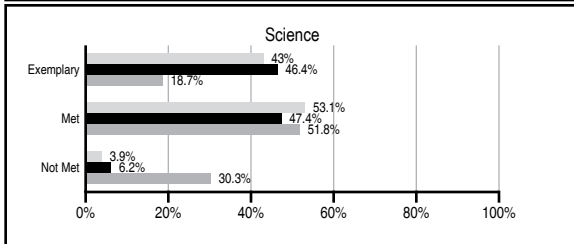
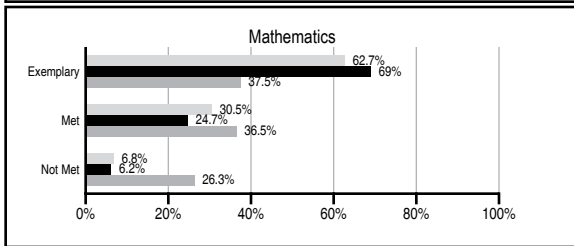
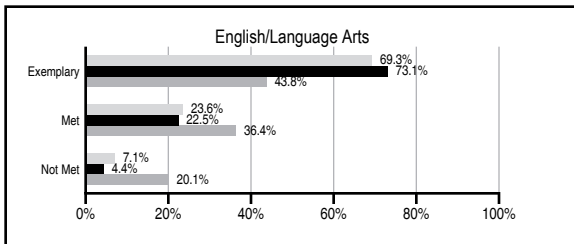
ABSOLUTE RATINGS OF ELEMENTARY SCHOOLS WITH STUDENTS LIKE OURS*

EXCELLENT	GOOD	AVERAGE	BELOW AVERAGE	AT-RISK
15	0	0	0	0

* Ratings are calculated with data available by 11/07/2013. Schools with Students Like Ours are Elementary Schools with Poverty Indices of no more than 5% above or below the index for this school.

PASS PERFORMANCE

Our School
 Elementary Schools with Students Like Ours
 Elementary schools statewide



NAEP PERFORMANCE*

* Performance reported for SC and nation, data not available at school level. Percentages at NAEP Achievement Levels.



SC PERFORMANCE VISION

By 2020 all students will graduate with the knowledge and skills necessary to compete successfully in the global economy, participate in a democratic society and contribute positively as members of families and communities.

Abbreviations Key

N/A Not Applicable N/AV Not Available N/C Not Collected N/R Not Reported I/S Insufficient Sample TBD To be determined

Lake Murray Elementary [Lexington 5]

SCHOOL PROFILE

	Our School	Change from Last Year	Elementary Schools with Students Like Ours	Median Elementary School
Students (n=872)				
Retention rate	0.1%	No Change	0.4%	0.9%
Attendance rate	97.0%	Down from 97.2%	97.2%	96.3%
Served by gifted and talented program	21.5%	N/A	20.7%	7.2%
With disabilities	13.2%	N/A	7.9%	12.4%
Older than usual for grade	0.1%	N/A	0.4%	1.9%
Out-of-school suspensions or expulsions for violent and/or criminal offenses	0.0%	No Change	0.0%	0.0%
Teachers (n=60)				
Teachers with advanced degrees	70.0%	Down from 73.3%	67.7%	62.5%
Continuing contract teachers	91.7%	Down from 93.3%	88.5%	83.3%
Teachers returning from previous year	93.8%	Up from 91.4%	91.4%	88.3%
Teacher attendance rate	94.6%	Up from 94.5%	95.2%	95.0%
Average teacher salary*	\$49,416	Down 0.7%	\$49,416	\$48,193
Classes not taught by highly qualified teachers	2.9%	No Change	0.4%	0.0%
Professional development days/teacher	11.6 days	Up from 11.0 days	10.9 days	11.0 days
School				
Principal's years at school	16.0	Up from 15.0	5.0	4.0
Student-teacher ratio in core subjects	21.8 to 1	Up from 21.7 to 1	21.6 to 1	20.1 to 1
Prime instructional time	90.7%	Down from 90.9%	91.6%	90.0%
Opportunities in the arts	Good	No Change	Good	Good
SACS accreditation	Yes	No Change	Yes	Yes
Parents attending conferences	99.3%	Down from 99.6%	100.0%	100.0%
Character development program	Excellent	No Change	Excellent	Excellent
Dollars spent per pupil**	\$7,122	Up 2.2%	\$6,992	\$7,364
Percent of expenditures for instruction**	70.0%	Up from 69.5%	71.5%	68.0%
Percent of expenditures for teacher salaries**	69.0%	No Change	70.5%	66.0%
ESEA composite index score	100.0	Up from 99.2	98.9	88.0

* Length of contract = 185+ days.

** Prior year audited financial data available.

EVALUATION RESULTS

	Teachers	Students*	Parents*
Number of surveys returned	64	146	85
Percent satisfied with learning environment	98.5%	92.5%	96.5%
Percent satisfied with social and physical environment	98.4%	90.5%	95.3%
Percent satisfied with school-home relations	100%	92.5%	92.8%

*Only students at the highest elementary school grade level at this school and their parents were included.

REPORT OF PRINCIPAL AND SCHOOL IMPROVEMENT COUNCIL

Lake Murray Elementary School (LMES) challenges students to achieve academically and to develop characteristics of good citizenship. Students continue to make excellent gains on national and state academic assessments. These gains have resulted in LMES being awarded Palmetto Gold status for 2012 in overall academic achievement and closing the achievement gap between various groups of students. We are proud of the achievement of our students.

This year, 64 students read and reviewed 15 or more of the South Carolina Book Award nominees. A total of 2,858 Google book reviews were submitted. A fifth grade LMES student won the District Superintendent's Writing Challenge. Students also responded in writing to how they could make positive changes to the world and to identify individuals in their culture who demonstrated attributes aligned with our school-wide behavior model, PBIS. Students also participated in math and stock-market competitions.

Students receive a well-rounded education at LMES including physical activity and the arts. Students participated in fitness time each morning. LMES student art work was shown in community locations and in the school. Our students performed two Broadway shows, and our chorus and strings students performed throughout the year for our school and at a local nursing home and community events.

Enrichment programs and activities are provided for students. These include Chess Clubs, Lego teams, Jump Rope teams, archery clubs, and running clubs for boys and girls. Students may participate in leadership activities such as student council, school jobs, and service projects.

LMES has strong support from our Chapin community, and, as a school, we give back through service projects. Through the leadership of our LMES Student Council, staff and students collected almost 2,000 food items that were donated to "We Care in Chapin." Students also donated money to the Angel Tree in lieu of giving gifts to teachers. Over \$3,400 was collected for GoodWorks of Chapin. In addition, LMES raised funds for Relay for Life and gifts collected for The Hub, a local organization to help children. A Lightning Leaders Program was begun this year to recognize students who responded to a community need and provided leadership to address the need.

Other programs at LMES support students achieving their personal best. Students are assisted to do their best in reading through our Response to Intervention program. Positive Behavioral Intervention System (PBIS) recognizes students for making right choices. Our school was named a PBIS Ribbon School for outstanding achievement in our efforts in PBIS. We are proud of our students, staff and community and thank them for their hard work and support.

Claire Thompson, Principal
Robby Aull, SIC Chairman

Comprehensive detail, including definitions of ratings, performance criteria, and explanations of status, is available on www.ed.sc.gov and www.eoc.sc.gov as well as school and school district websites.

Printed versions are available from school districts upon request.

Abbreviations Key

N/A Not Applicable N/AV Not Available N/C Not Collected N/R Not Reported I/S Insufficient Sample TBD To be determined
NI Newly Identified CSI Continuing School Improvement CA Corrective Action RP Plan to Restructure R Restructure DELAY School Improvement Status HOLD School Improvement Status