



SC Annual School Report Card Summary

H. E. Corley Elementary
 Lexington 5
 Grades: PK-5 Enrollment: 509
 Principal: Judith A. Franchini
 Superintendent: Stephen W. Hefner, Ed.D.
 Board Chair: Robert Gantt

PERFORMANCE

Comprehensive detail, including definitions of ratings, performance criteria, and explanations of status, is available on www.ed.sc.gov and www.eoc.sc.gov as well as school and school district websites. Printed versions are available from school districts upon request.

YEAR	ABSOLUTE RATING	GROWTH RATING	PALMETTO GOLD AND SILVER AWARD		ESEA/FEDERAL ACCOUNTABILITY RATING SYSTEM	
			General Performance	Closing the Gap	ESEA Grade	Accountability Indicator
2013	Good	Average	TBD	TBD	A	Focus
2012	Good	Average	N/A	N/A	B	Focus
2011	Good	Average	Silver	N/A	Met	N/A

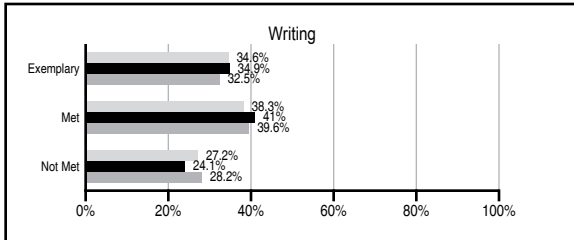
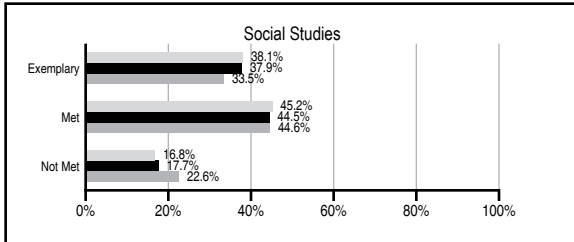
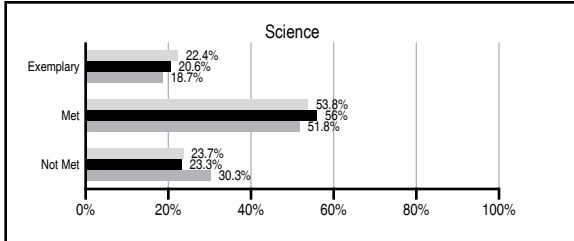
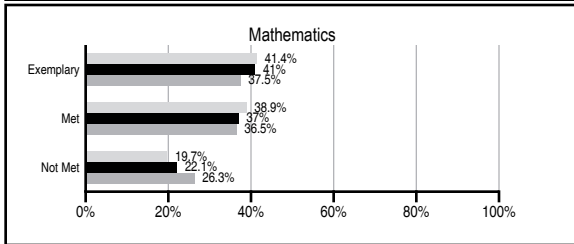
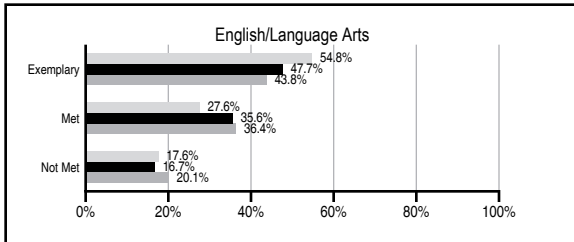
ABSOLUTE RATINGS OF ELEMENTARY SCHOOLS WITH STUDENTS LIKE OURS*

EXCELLENT	GOOD	AVERAGE	BELOW AVERAGE	AT-RISK
36	41	30	0	1

* Ratings are calculated with data available by 11/07/2013. Schools with Students Like Ours are Elementary Schools with Poverty Indices of no more than 5% above or below the index for this school.

PASS PERFORMANCE

Our School
 Elementary Schools with Students Like Ours
 Elementary schools statewide



NAEP PERFORMANCE*

* Performance reported for SC and nation, data not available at school level. Percentages at NAEP Achievement Levels.



SC PERFORMANCE VISION

By 2020 all students will graduate with the knowledge and skills necessary to compete successfully in the global economy, participate in a democratic society and contribute positively as members of families and communities.

Abbreviations Key

N/A Not Applicable N/AV Not Available N/C Not Collected N/R Not Reported I/S Insufficient Sample TBD To be determined

H. E. Corley Elementary [Lexington 5]

SCHOOL PROFILE

	Our School	Change from Last Year	Elementary Schools with Students Like Ours	Median Elementary School
Students (n=509)				
Retention rate	0.0%	No Change	1.2%	0.9%
Attendance rate	96.8%	Down from 97.1%	96.2%	96.3%
Served by gifted and talented program	7.4%	N/A	8.7%	7.2%
With disabilities	15.3%	N/A	12.9%	12.4%
Older than usual for grade	0.7%	N/A	2.0%	1.9%
Out-of-school suspensions or expulsions for violent and/or criminal offenses	0.0%	No Change	0.0%	0.0%
Teachers (n=60)				
Teachers with advanced degrees	63.3%	Down from 70.9%	64.1%	62.5%
Continuing contract teachers	81.7%	Down from 90.9%	86.8%	83.3%
Teachers returning from previous year	89.9%	Up from 87.8%	89.7%	88.3%
Teacher attendance rate	95.6%	Down from 95.7%	95.0%	95.0%
Average teacher salary*	\$49,239	Up 0.5%	\$48,922	\$48,193
Classes not taught by highly qualified teachers	0.0%	Down from 6.1%	0.0%	0.0%
Professional development days/teacher	13.2 days	Up from 11.7 days	11.3 days	11.0 days
School				
Principal's years at school	7.0	Up from 6.0	6.0	4.0
Student-teacher ratio in core subjects	17.2 to 1	Down from 18.0 to 1	20.6 to 1	20.1 to 1
Prime instructional time	91.0%	Down from 92.0%	90.1%	90.0%
Opportunities in the arts	Good	No Change	Good	Good
SACS accreditation	Yes	No Change	Yes	Yes
Parents attending conferences	100.0%	Up from 97.8%	100.0%	100.0%
Character development program	Excellent	No Change	Excellent	Excellent
Dollars spent per pupil**	\$11,601	Up 3.5%	\$6,932	\$7,364
Percent of expenditures for instruction**	67.0%	Down from 67.1%	68.0%	68.0%
Percent of expenditures for teacher salaries**	66.0%	Down from 66.3%	66.0%	66.0%
ESEA composite index score	92.4	Up from 86.2	89.7	88.0

* Length of contract = 185+ days.

** Prior year audited financial data available.

EVALUATION RESULTS

	Teachers	Students*	Parents*
Number of surveys returned	50	88	55
Percent satisfied with learning environment	84%	84.1%	85.4%
Percent satisfied with social and physical environment	90.2%	85.3%	87.5%
Percent satisfied with school-home relations	76.5%	89.7%	81.1%

*Only students at the highest elementary school grade level at this school and their parents were included.

Comprehensive detail, including definitions of ratings, performance criteria, and explanations of status, is available on www.ed.sc.gov and www.eoc.sc.gov as well as school and school district websites.

Printed versions are available from school districts upon request.

REPORT OF PRINCIPAL AND SCHOOL IMPROVEMENT COUNCIL

We work hard at H.E. Corley Elementary School (HEC) to serve our nearly 550 students in grades PK-5 and to fulfill our mission "in collaboration with parents, and community...to empower students to become life-long CHAMPS."

HEC staff developed the CHAMPS program with the goal of teaching our students the importance of being outstanding citizens as well as to encourage them to be self-motivated life-long learners. CHAMPS is comprised of six components: Character, Healthy Living, Achievement, Manners, Positive Attitude, and Service. Each month, every classroom teacher chooses one or two students who embody the CHAMPS principles as CHAMPS of the Month. Each nine weeks, all grade levels participate in a CHAMPS Celebration to recognize our Corley CHAMPS.

HEC has exceptional academically gifted, art, performing arts and foreign language classes. We also strive to encourage the physical health of our students by building their awareness for the need for physical activity and healthy eating habits. In 2012-13, our first priority was to raise student achievement through building strong relationships, engaging classroom work, and school-based professional development.

As part of our leadership focus, our students conducted their own conferences, led assemblies, and gave performances throughout the year. Students were given leadership roles within each classroom and served on the student council, the recycling team, and/or recognized as a monthly CHAMP. Students maintained notebooks containing achievement and personal goals and the data to support their progress. This data may have come from tests, classroom observations, and/or charts of their behavior. Students participated in two six-week clubs that included cooking, basketball, origami, drama, board games, art and drama.

Our teachers are highly qualified and continue to hone their skill in order to focus on the individual styles of each student. All faculty and staff participated in four days of "Leader In Me" training in preparation for our magnet school transition.

H.E. Corley received the Reward of Excellence from the SC Chapter of the National School Public Relations Association for Special Purpose Video and our newsletter, The Crocodilian. Gateway Baptist Church provided backpacks for our students. Weekend snack packs were provided by Acts Metro. Our generous PTO provided teacher luncheons, PASS snacks, related arts projects, and supported "Leader In Me" training. For the third year, we are providing support to rising first and second grade readers by providing a summer program to help them maintain their progress.

We are very grateful to the Irmo Arbor Day Committee for generously donating labor, plants, and landscaping material to beautify the front of our school. HEC continues to build relationships with business partners such as Fatz, Ameris Bank, Teresa Miley – State Farm, Chick-Fil-A, Publix and Diimmler's Catering. We also continue to build bonds with the community as every grade level had family outreach initiatives.

Dr. Judith A. Franchini, Principal | Mrs. Catrina Jones, SIC Chairperson

Abbreviations Key

N/A Not Applicable N/AV Not Available N/C Not Collected N/R Not Reported I/S Insufficient Sample TBD To be determined

NI Newly Identified CSI Continuing School Improvement CA Corrective Action RP Plan to Restructure R Restructure DELAY School Improvement Status HOLD School Improvement Status