



# SC Annual School Report Card Summary

Nursery Road Elementary  
 Lexington 5  
 Grades: PK-5 Enrollment: 492  
 Principal: Love L. Ligons  
 Superintendent: Stephen W. Hefner, Ed.D.  
 Board Chair: Robert Gantt

## PERFORMANCE

Comprehensive detail, including definitions of ratings, performance criteria, and explanations of status, is available on [www.ed.sc.gov](http://www.ed.sc.gov) and [www.eoc.sc.gov](http://www.eoc.sc.gov) as well as school and school district websites. Printed versions are available from school districts upon request.

YEAR	ABSOLUTE RATING	GROWTH RATING	PALMETTO GOLD AND SILVER AWARD		ESEA/FEDERAL ACCOUNTABILITY RATING SYSTEM	
			General Performance	Closing the Gap	ESEA Grade	Accountability Indicator
2013	Excellent	Good	TBD	TBD	B	Focus
2012	Excellent	Excellent	Gold	N/A	B	Focus
2011	Excellent	Excellent	Gold	N/A	Not Met	N/A

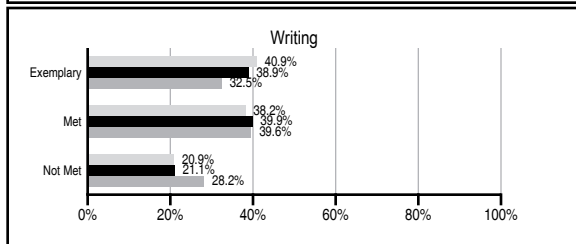
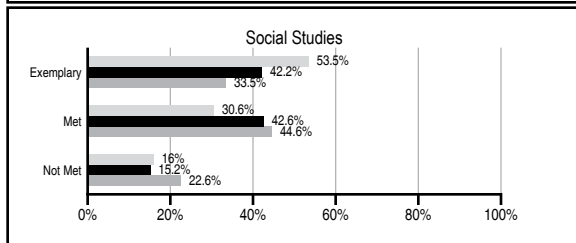
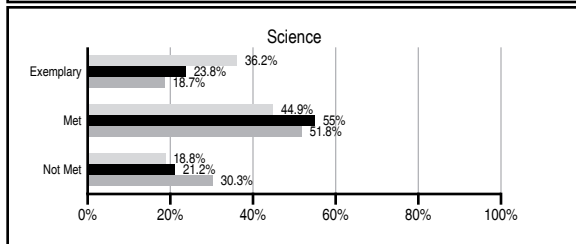
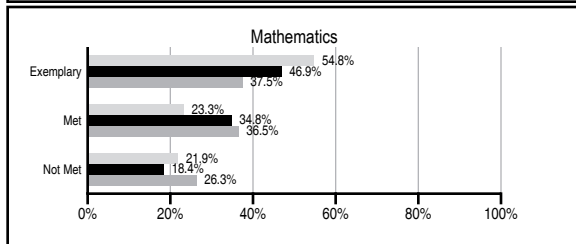
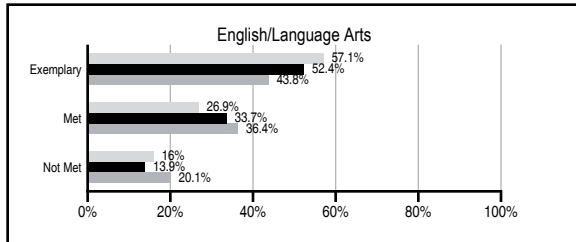
## ABSOLUTE RATINGS OF ELEMENTARY SCHOOLS WITH STUDENTS LIKE OURS\*

EXCELLENT	GOOD	AVERAGE	BELOW AVERAGE	AT-RISK
39	31	6	0	0

\* Ratings are calculated with data available by 11/07/2013. Schools with Students Like Ours are Elementary Schools with Poverty Indices of no more than 5% above or below the index for this school.

## PASS PERFORMANCE

Our School
  Elementary Schools with Students Like Ours
  Elementary schools statewide



## NAEP PERFORMANCE\*

\* Performance reported for SC and nation, data not available at school level. Percentages at NAEP Achievement Levels.



## SC PERFORMANCE VISION

*By 2020 all students will graduate with the knowledge and skills necessary to compete successfully in the global economy, participate in a democratic society and contribute positively as members of families and communities.*

### Abbreviations Key

N/A Not Applicable N/AV Not Available N/C Not Collected N/R Not Reported I/S Insufficient Sample TBD To be determined

# Nursery Road Elementary [Lexington 5]

## SCHOOL PROFILE

	Our School	Change from Last Year	Elementary Schools with Students Like Ours	Median Elementary School
<b>Students (n=492)</b>				
Retention rate	0.2%	No Change	0.8%	0.9%
Attendance rate	96.6%	Up from 96.4%	96.5%	96.3%
Served by gifted and talented program	10.7%	N/A	10.1%	7.2%
With disabilities	26.7%	N/A	11.4%	12.4%
Older than usual for grade	1.4%	N/A	1.3%	1.9%
Out-of-school suspensions or expulsions for violent and/or criminal offenses	0.2%	Up from 0.0%	0.0%	0.0%
<b>Teachers (n=49)</b>				
Teachers with advanced degrees	69.4%	Up from 62.5%	64.2%	62.5%
Continuing contract teachers	81.6%	Down from 83.3%	86.2%	83.3%
Teachers returning from previous year	89.7%	Up from 85.6%	89.7%	88.3%
Teacher attendance rate	93.6%	Down from 95.1%	95.4%	95.0%
Average teacher salary*	\$48,448	Up 2.7%	\$49,266	\$48,193
Classes not taught by highly qualified teachers	3.6%	Down from 5.6%	0.0%	0.0%
Professional development days/teacher	8.9 days	Down from 9.6 days	10.9 days	11.0 days
<b>School</b>				
Principal's years at school	1.0	Down from 5.0	5.0	4.0
Student-teacher ratio in core subjects	15.5 to 1	Down from 17.1 to 1	20.7 to 1	20.1 to 1
Prime instructional time	88.6%	Down from 90.6%	90.6%	90.0%
Opportunities in the arts	Good	No Change	Good	Good
SACS accreditation	Yes	No Change	Yes	Yes
Parents attending conferences	100.0%	No Change	100.0%	100.0%
Character development program	Excellent	No Change	Excellent	Excellent
Dollars spent per pupil**	\$11,078	Down 3.0%	\$6,955	\$7,364
Percent of expenditures for instruction**	64.0%	Up from 63.9%	69.0%	68.0%
Percent of expenditures for teacher salaries**	63.0%	Down from 63.2%	67.0%	66.0%
ESEA composite index score	89.8	Up from 87.2	90.9	88.0

\* Length of contract = 185+ days.

\*\* Prior year audited financial data available.

## EVALUATION RESULTS

	Teachers	Students*	Parents*
Number of surveys returned	48	74	24
Percent satisfied with learning environment	87.5%	91.9%	91.7%
Percent satisfied with social and physical environment	89.8%	87.7%	91.7%
Percent satisfied with school-home relations	87.5%	87.6%	87.5%

\*Only students at the highest elementary school grade level at this school and their parents were included.

## REPORT OF PRINCIPAL AND SCHOOL IMPROVEMENT COUNCIL

The mission of Nursery Road Elementary School is to motivate, empower, and support students to accomplish individual goals within challenging curricula and to develop successful citizens in a diverse community. Our efforts to accomplish this mission were evident throughout the 2012-2013 school year. We are proud to announce that we received an absolute and growth rating of Excellent on our S. C. State Report Card and Palmetto Gold for the fourth consecutive year. We also received Ribbon Status on our Positive Behavior Intervention and Support initiative (PBIS).

We continue to cultivate a culture of excellence by meeting the needs of all of our Champions through class placement, gifted programs, and intervention services. Data rallies celebrate our students' accomplishments on MAP and PASS. Our PBIS initiative provides a proactive approach to behavior through common language and expectations throughout the school. Our staff continues the ongoing collaboration for best practices in instruction (including transition to Common Core State Standards) and assessment that promotes student growth through Data Teams.

Our students continue to learn by serving in leadership roles at school and in the community. Our Champions participate in events that include Special Olympics, Student Government Association, River Sweep, Relay for Life, Safety Patrol, and various art and writing competitions. Our students were selected to "star" in a DHEC commercial about Champions of the Environment.

Our Pre-Games allow students opportunities for extracurricular activities before the school day. These opportunities include Goal Oriented Leadership Development (GOLD), math lab, book club, ballroom dancing, a Step Team, fitness, nutrition, and learning to play the dulcimer. Our PTO sponsors our quarterly Pinning Ceremony to recognize students for academic accomplishments, attendance, behavior, and service. Our monthly "Heart Act to Follow" Ceremony, sponsored by our partners at Fellowship Baptist Church, recognizes students who have shown "Habits of Heart." Our grounds and facility improvements include a new landscaped garden at the front entrance of our school, keyless card pads to ensure safe entry into the building, a new wire fence surrounding our Special Needs playground, and a canopy for our Special Needs wheelchair swing.

Technology remains a focus at Nursery Road Elementary. LeapFrog SchoolHouse literacy products and senteos are used as tools for instruction. This year we added a Reflex Math Lab for students to practice math fluency. We continue to implement Compass Odyssey during the school year and the summer to challenge all of our Champions.

Through professional development, continued data analysis, and collaboration we will continue to live out our vision of "Green and Growing" as we motivate, empower, and support our Champions.

Love Ligons, Principal  
Toshia Addison, School Improvement Council Chair

Comprehensive detail, including definitions of ratings, performance criteria, and explanations of status, is available on [www.ed.sc.gov](http://www.ed.sc.gov) and [www.eoc.sc.gov](http://www.eoc.sc.gov) as well as school and school district websites.

Printed versions are available from school districts upon request.

### Abbreviations Key

N/A Not Applicable N/AV Not Available N/C Not Collected N/R Not Reported I/S Insufficient Sample TBD To be determined

NI Newly Identified CSI Continuing School Improvement CA Corrective Action RP Plan to Restructure R Restructure DELAY School Improvement Status HOLD School Improvement Status