



# SC Annual School Report Card Summary

Seven Oaks Elementary  
 Lexington 5  
 Grades: PK-5 Enrollment: 433  
 Principal: Ann M. Copelan  
 Superintendent: Stephen W. Hefner, Ed.D.  
 Board Chair: Robert Gantt

## PERFORMANCE

Comprehensive detail, including definitions of ratings, performance criteria, and explanations of status, is available on [www.ed.sc.gov](http://www.ed.sc.gov) and [www.eoc.sc.gov](http://www.eoc.sc.gov) as well as school and school district websites. Printed versions are available from school districts upon request.

YEAR	ABSOLUTE RATING	GROWTH RATING	PALMETTO GOLD AND SILVER AWARD		ESEA/FEDERAL ACCOUNTABILITY RATING SYSTEM	
			General Performance	Closing the Gap	ESEA Grade	Accountability Indicator
2013	Excellent	Excellent	TBD	TBD	A	Reward
2012	Excellent	Excellent	Gold	N/A	B	Reward
2011	Good	Good	Silver	N/A	Met	N/A

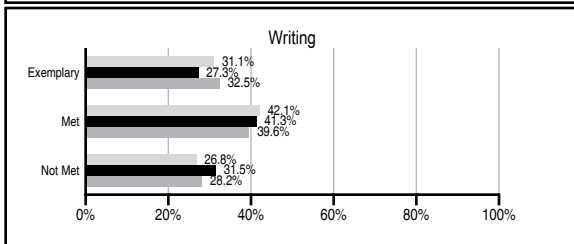
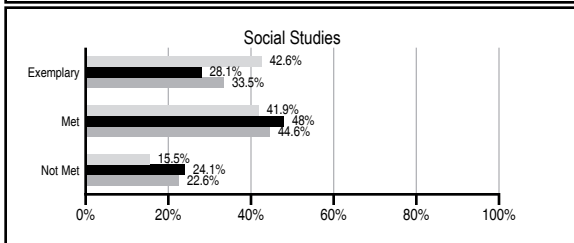
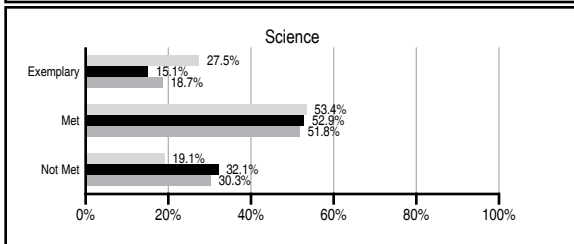
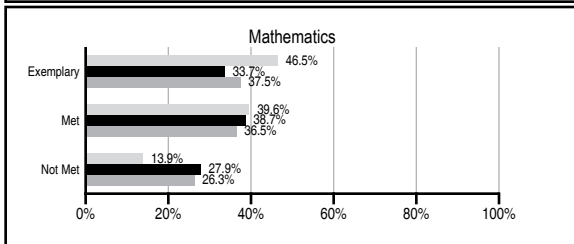
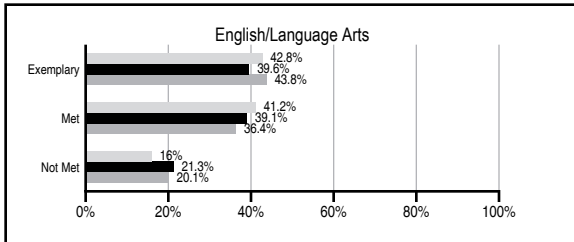
## ABSOLUTE RATINGS OF ELEMENTARY SCHOOLS WITH STUDENTS LIKE OURS\*

EXCELLENT	GOOD	AVERAGE	BELOW AVERAGE	AT-RISK
13	32	79	6	1

\* Ratings are calculated with data available by 11/07/2013. Schools with Students Like Ours are Elementary Schools with Poverty Indices of no more than 5% above or below the index for this school.

## PASS PERFORMANCE

Our School
  Elementary Schools with Students Like Ours
  Elementary schools statewide



## NAEP PERFORMANCE\*

\* Performance reported for SC and nation, data not available at school level. Percentages at NAEP Achievement Levels.



## SC PERFORMANCE VISION

*By 2020 all students will graduate with the knowledge and skills necessary to compete successfully in the global economy, participate in a democratic society and contribute positively as members of families and communities.*

### Abbreviations Key

N/A Not Applicable N/AV Not Available N/C Not Collected N/R Not Reported I/S Insufficient Sample TBD To be determined

# Seven Oaks Elementary [Lexington 5]

## SCHOOL PROFILE

	Our School	Change from Last Year	Elementary Schools with Students Like Ours	Median Elementary School
<b>Students (n=433)</b>				
Retention rate	0.2%	Down from 0.4%	1.1%	0.9%
Attendance rate	96.5%	Down from 97.0%	96.0%	96.3%
Served by gifted and talented program	4.9%	N/A	6.1%	7.2%
With disabilities	17.7%	N/A	14.0%	12.4%
Older than usual for grade	1.3%	N/A	2.4%	1.9%
Out-of-school suspensions or expulsions for violent and/or criminal offenses	1.6%	Down from 2.0%	0.0%	0.0%
<b>Teachers (n=43)</b>				
Teachers with advanced degrees	76.7%	No Change	61.4%	62.5%
Continuing contract teachers	95.3%	No Change	83.8%	83.3%
Teachers returning from previous year	92.2%	Up from 90.1%	88.6%	88.3%
Teacher attendance rate	94.4%	Up from 93.6%	94.6%	95.0%
Average teacher salary*	\$49,492	Up 1.0%	\$48,125	\$48,193
Classes not taught by highly qualified teachers	0.0%	No Change	0.0%	0.0%
Professional development days/teacher	10.7 days	Up from 6.9 days	11.4 days	11.0 days
<b>School</b>				
Principal's years at school	6.0	Up from 5.0	4.0	4.0
Student-teacher ratio in core subjects	16.7 to 1	Down from 17.0 to 1	20.1 to 1	20.1 to 1
Prime instructional time	89.5%	Down from 89.6%	89.6%	90.0%
Opportunities in the arts	Good	No Change	Good	Good
SACS accreditation	Yes	No Change	Yes	Yes
Parents attending conferences	100.0%	No Change	100.0%	100.0%
Character development program	Excellent	No Change	Excellent	Excellent
Dollars spent per pupil**	\$10,249	Up 5.8%	\$7,302	\$7,364
Percent of expenditures for instruction**	65.0%	No Change	67.0%	68.0%
Percent of expenditures for teacher salaries**	64.0%	Down from 64.2%	65.0%	66.0%
ESEA composite index score	92.5	Up from 88.4	85.6	88.0

\* Length of contract = 185+ days.

\*\* Prior year audited financial data available.

## EVALUATION RESULTS

	Teachers	Students*	Parents*
Number of surveys returned	42	62	36
Percent satisfied with learning environment	90.5%	87.1%	83.3%
Percent satisfied with social and physical environment	93.1%	83.8%	91.9%
Percent satisfied with school-home relations	72.7%	83.9%	94.3%

\*Only students at the highest elementary school grade level at this school and their parents were included.

## REPORT OF PRINCIPAL AND SCHOOL IMPROVEMENT COUNCIL

For 47 years, Seven Oaks Elementary School (SOES) has maintained a tradition of excellence in teaching and learning. Generations of families have entered these doors, and we are very proud of our relationships in the community. SOES takes great pride in our partnerships with local faith-based groups, businesses, and subdivision neighbors to continue their trust in our school. We are very grateful for the recent renovations that have created a renewed sense of pride among our students, teachers, and staff in these state-of-the-art facilities. The teachers, staff, and children thank the School Board, District Superintendent, and the citizens of District Five of Lexington and Richland Counties for their vision and dedication to excellence in education.

Our commitment to academic excellence earned Palmetto Gold recognition by the State. For our Positive Behavior Intervention and Support (PBIS) program, our school received Banner status from the South Carolina Department of Education. SOES received the Whole Child Award from the South Carolina Association for Supervision and Curriculum Development, an award which recognizes schools for their efforts to ensure that students are safe, healthy, supported, challenged, and engaged each day so they are ready to learn. District Five presented the first Good Housekeeping Award to our school, and two of our volunteers received Volunteer of the Year and Volunteer Organization of the Year Award for the district. A second-grade teacher from SOES received the District Five Distinguished Reading Teacher Award from the Columbia Reading Council. Several staff members received grants from Donor's Choose and Mid-Carolina Electric Cooperative.

SOES students were finalists in the Columbia Lego Competition and the SC Kid's Marathon. Our students earned Honorable Mention in the District Five Science Fair, and several students were members of the South Carolina Honors Choir. A student at SOES was the winner of the District "Battle on the Dam" T-shirt design contest, and SOES was the winner in the Blowfish Baseball Reading Reward Program for the second consecutive year.

Several programs have helped SOES achieve excellence: PBIS, Reading Buddies and United Way of the Midlands. One component of our PBIS program involved 18 staff members mentoring students. They met with students twice a day and also offered encouragement and support during difficult times. We saw such great progress with these students and our staff mentors gained in this experience too. Our Reading Buddies program through the vision of our SIC involved 32 community members who came every week to listen to their students read in grades 5K-2. The United Way of the Midlands supported our reading buddies program and they, along with the SC Department of Education, supported students by providing books to ensure summer reading. These programs enriched the lives of our children and encouraged best behavior and reading practices.

Our students and staff are excited about the road ahead as SOES embarks on a new journey as a school-wide magnet, MEDIA: Mass Communication, Engagement, Digital Communication, Interactive learning and Academics. Our new motto will be "We Plug Students In" by creating an environment where they can learn through active engagement of project based learning, public speaking, writing and use of technology. We are excited about Seven Oaks Elementary MEDIA Magnet School!

Ann M. Copelan, Principal  
Shumpert, SIC Chairperson

Becky

Comprehensive detail, including definitions of ratings, performance criteria, and explanations of status, is available on [www.ed.sc.gov](http://www.ed.sc.gov) and [www.eoc.sc.gov](http://www.eoc.sc.gov) as well as school and school district websites.

Printed versions are available from school districts upon request.

### Abbreviations Key

N/A Not Applicable N/AV Not Available N/C Not Collected N/R Not Reported I/S Insufficient Sample TBD To be determined

NI Newly Identified CSI Continuing School Improvement CA Corrective Action RP Plan to Restructure R Restructure DELAY School Improvement Status HOLD School Improvement Status