

SC Annual School Report Card Summary

Irmo Elementary
 Lexington 5
 Grades: K-5 Enrollment: 508
 Principal: Shannon McAlister
 Superintendent: Stephen W. Hefner, Ed.D.
 Board Chair: Robert Gantt

PERFORMANCE

Comprehensive detail, including definitions of ratings, performance criteria, and explanations of status, is available on www.ed.sc.gov and www.eoc.sc.gov as well as school and school district websites. Printed versions are available from school districts upon request.

YEAR	ABSOLUTE RATING	GROWTH RATING	PALMETTO GOLD AND SILVER AWARD		ESEA/FEDERAL ACCOUNTABILITY RATING SYSTEM	
			General Performance	Closing the Gap	ESEA Grade	Accountability Indicator
2013	Excellent	Good	TBD	TBD	B	N/A
2012	Excellent	Excellent	Gold	N/A	C	N/A
2011	Excellent	Excellent	Gold	N/A	Not Met	N/A

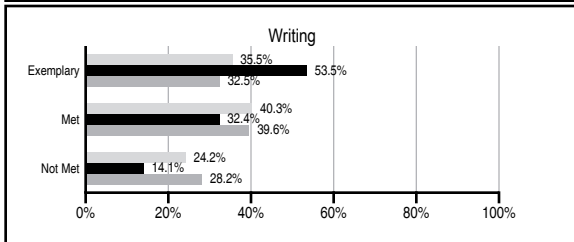
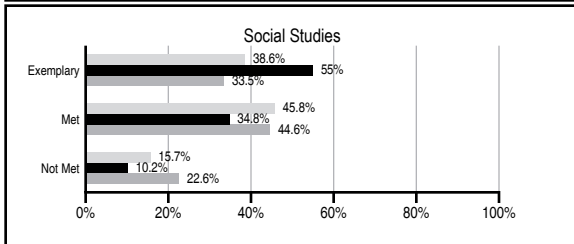
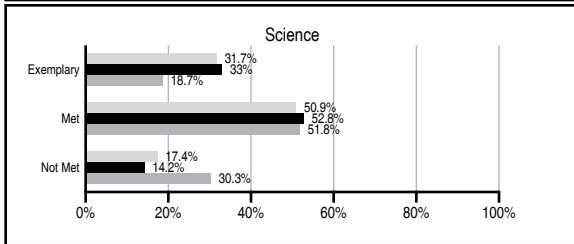
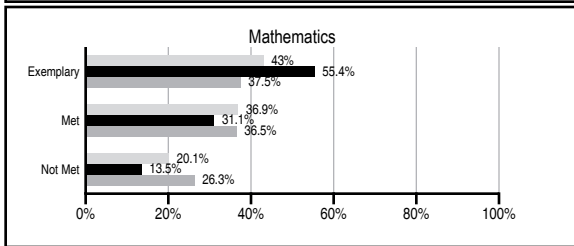
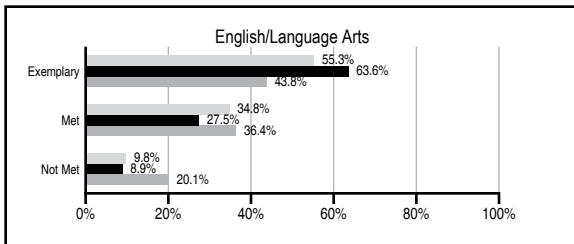
ABSOLUTE RATINGS OF ELEMENTARY SCHOOLS WITH STUDENTS LIKE OURS*

EXCELLENT	GOOD	AVERAGE	BELOW AVERAGE	AT-RISK
27	2	0	0	0

* Ratings are calculated with data available by 11/07/2013. Schools with Students Like Ours are Elementary Schools with Poverty Indices of no more than 5% above or below the index for this school.

PASS PERFORMANCE

Our School
 Elementary Schools with Students Like Ours
 Elementary schools statewide



NAEP PERFORMANCE*

* Performance reported for SC and nation, data not available at school level. Percentages at NAEP Achievement Levels.



SC PERFORMANCE VISION

By 2020 all students will graduate with the knowledge and skills necessary to compete successfully in the global economy, participate in a democratic society and contribute positively as members of families and communities.

Abbreviations Key

N/A Not Applicable N/AV Not Available N/C Not Collected N/R Not Reported I/S Insufficient Sample TBD To be determined

Irmo Elementary [Lexington 5]

SCHOOL PROFILE

	Our School	Change from Last Year	Elementary Schools with Students Like Ours	Median Elementary School
Students (n=508)				
Retention rate	0.0%	No Change	0.6%	0.9%
Attendance rate	96.9%	Down from 97.1%	96.7%	96.3%
Served by gifted and talented program	12.7%	N/A	15.5%	7.2%
With disabilities	18.0%	N/A	9.3%	12.4%
Older than usual for grade	0.2%	N/A	1.2%	1.9%
Out-of-school suspensions or expulsions for violent and/or criminal offenses	0.0%	Down from 1.1%	0.0%	0.0%
Teachers (n=44)				
Teachers with advanced degrees	70.5%	Up from 69.2%	60.5%	62.5%
Continuing contract teachers	75.0%	Down from 89.7%	83.3%	83.3%
Teachers returning from previous year	87.0%	Down from 89.5%	88.6%	88.3%
Teacher attendance rate	94.5%	Up from 92.5%	95.1%	95.0%
Average teacher salary*	\$50,045	Down 1.6%	\$50,045	\$48,193
Classes not taught by highly qualified teachers	14.1%	Up from 0.0%	0.0%	0.0%
Professional development days/teacher	14.7 days	Up from 8.8 days	10.8 days	11.0 days
School				
Principal's years at school	5.0	Up from 4.0	5.0	4.0
Student-teacher ratio in core subjects	21.4 to 1	Up from 18.2 to 1	20.9 to 1	20.1 to 1
Prime instructional time	89.5%	Up from 88.3%	90.9%	90.0%
Opportunities in the arts	Good	No Change	Good	Good
SACS accreditation	Yes	No Change	Yes	Yes
Parents attending conferences	100.0%	Up from 95.3%	100.0%	100.0%
Character development program	Excellent	No Change	Excellent	Excellent
Dollars spent per pupil**	\$10,133	Up 10.9%	\$6,892	\$7,364
Percent of expenditures for instruction**	64.0%	Up from 63.4%	68.5%	68.0%
Percent of expenditures for teacher salaries**	63.0%	No Change	65.5%	66.0%
ESEA composite index score	88.9	Up from 77.1	97.3	88.0

* Length of contract = 185+ days.

** Prior year audited financial data available.

EVALUATION RESULTS

	Teachers	Students*	Parents*
Number of surveys returned	34	89	49
Percent satisfied with learning environment	94.2%	88.8%	91.8%
Percent satisfied with social and physical environment	100%	85.6%	98%
Percent satisfied with school-home relations	100%	92.2%	90%

*Only students at the highest elementary school grade level at this school and their parents were included.

REPORT OF PRINCIPAL AND SCHOOL IMPROVEMENT COUNCIL

Irmo Elementary School (IES) has a legacy of excellence. Long a pillar of the community, we pride ourselves on being relationship oriented and results driven. Through the use of data-driven collaborative planning, and ongoing formative assessment, we foster superior achievement, responsible citizenship, and a solid foundation for lifelong learning.

Among our accomplishments are designations as an Exemplary Writing School, South Carolina Department of Education Red Carpet School, Palmetto's Finest, National Blue Ribbon School of Excellence/Lighthouse School, University of South Carolina Professional Development School, Intel/Scholastic 21st Century School of Distinction, a PBIS ribbon school, as well as recognition as Palmetto Gold and Silver.

Irmo Elementary benefits from a highly qualified staff and supportive community. Special Educator Mrs. Merritt Pace is the 2011-2012 Teacher of the Year. Special Education Instructional Assistant Ms. Robin Looby earned the 2011-2012 Support Person of the Year. Our business partner of the year was Publix at Murray Landing.

We value building strong relationships with our families and Irmo community. Our students learn the value of service to our school and community through active participation in ongoing initiatives such as Student Council, "I AM GOLD" student leadership initiative, our in school postal system "Wee Deliver", Safety Patrol, Recycling Club, the IES 4H Gardening Club, and WBEE, our morning television news show. IES students have opportunities to hone their artistic talents through art clubs, yearbook staff, orchestra, chorus, as well as through various theatrical and musical performances at our PTA meetings.

Irmo Elementary is very fortunate to have parents and community members actively involved as volunteers who are dedicated to the scaffolding and celebration of learning. Our students excitedly await PTA-sponsored reading celebrations, curriculum nights, and our SIC-sponsored Career Fair. With a special focus on literacy, the fundraising efforts of our PTA further support the high quality, research-based instructional initiatives being implemented throughout our school. Our Honey Bunch After-School Program offers site-based afterschool and summer care for our students. Participating students take part in camp-like explorations featuring athletics, academics, and the arts.

The stakeholders of Irmo Elementary revere the value of collaboration, and maintain a commitment to ongoing professional development and research into highly effective instructional practice. Working together we proudly offer differentiated instruction which is goal focused, and celebrates student achievement.

Shannon McAlister, Principal
Mrs. Kim Weber, SIC Chair

Comprehensive detail, including definitions of ratings, performance criteria, and explanations of status, is available on www.ed.sc.gov and www.eoc.sc.gov as well as school and school district websites.

Printed versions are available from school districts upon request.

Abbreviations Key

N/A Not Applicable N/AV Not Available N/C Not Collected N/R Not Reported I/S Insufficient Sample TBD To be determined

NI Newly Identified CSI Continuing School Improvement CA Corrective Action RP Plan to Restructure R Restructure DELAY School Improvement Status HOLD School Improvement Status