



SC Annual School Report Card Summary

Sandhills Elementary School
 Lexington 4
 Grades: 3-4
 Principal: Lisa Evans
 Superintendent: Linda G. Lavender
 Board Chair: Chris Pound

Enrollment: 459

PERFORMANCE

Comprehensive detail, including definitions of ratings, performance criteria, and explanations of status, is available on www.ed.sc.gov and www.eoc.sc.gov as well as school and school district websites. Printed versions are available from school districts upon request.

YEAR	ABSOLUTE RATING	GROWTH RATING	PALMETTO GOLD AND SILVER AWARD		ESEA/FEDERAL ACCOUNTABILITY RATING SYSTEM	
			General Performance	Closing the Gap	ESEA Grade	Accountability Indicator
2013	Average	Good	TBD	TBD	F	N/A
2012	Average	Average	N/A	N/A	C	N/A
2011	Average	Good	Silver	N/A	Not Met	N/A

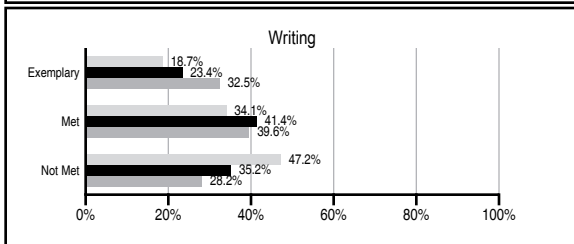
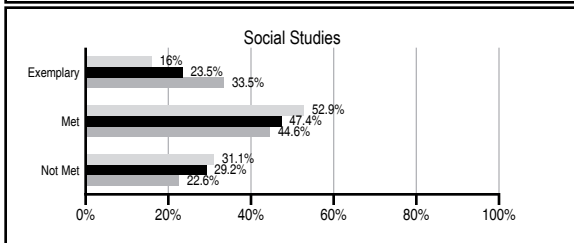
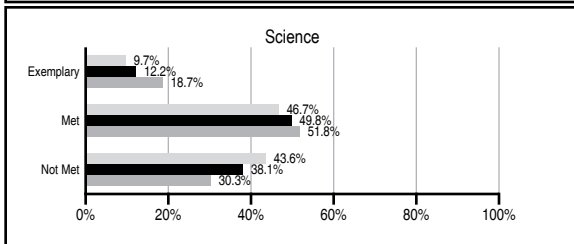
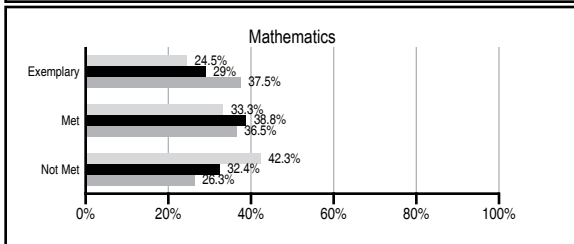
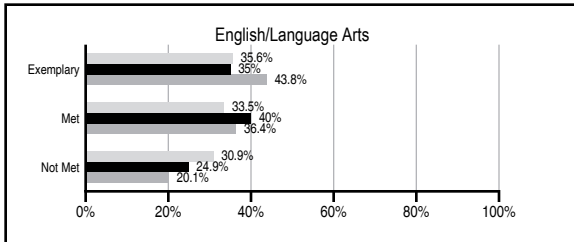
ABSOLUTE RATINGS OF ELEMENTARY SCHOOLS WITH STUDENTS LIKE OURS*

EXCELLENT	GOOD	AVERAGE	BELOW AVERAGE	AT-RISK
9	15	95	17	3

* Ratings are calculated with data available by 11/07/2013. Schools with Students Like Ours are Elementary Schools with Poverty Indices of no more than 5% above or below the index for this school.



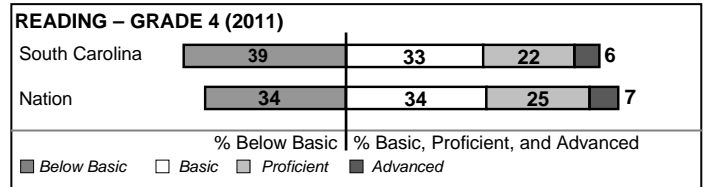
PASS PERFORMANCE

Our School
 Elementary Schools with Students Like Ours
 Elementary schools statewide



NAEP PERFORMANCE*

* Performance reported for SC and nation, data not available at school level. Percentages at NAEP Achievement Levels.



SC PERFORMANCE VISION

By 2020 all students will graduate with the knowledge and skills necessary to compete successfully in the global economy, participate in a democratic society and contribute positively as members of families and communities.

Abbreviations Key

N/A Not Applicable N/AV Not Available N/C Not Collected N/R Not Reported I/S Insufficient Sample TBD To be determined

Sandhills Elementary School [Lexington 4]

SCHOOL PROFILE

	Our School	Change from Last Year	Elementary Schools with Students Like Ours	Median Elementary School
Students (n=459)				
Retention rate	0.0%	No Change	1.2%	0.9%
Attendance rate	95.2%	Down from 95.4%	96.0%	96.3%
Served by gifted and talented program	9.3%	N/A	4.7%	7.2%
With disabilities	19.0%	N/A	14.1%	12.4%
Older than usual for grade	1.5%	N/A	2.6%	1.9%
Out-of-school suspensions or expulsions for violent and/or criminal offenses	0.0%	No Change	0.0%	0.0%
Teachers (n=25)				
Teachers with advanced degrees	48.0%	Down from 56.5%	60.5%	62.5%
Continuing contract teachers	80.0%	Down from 95.7%	82.8%	83.3%
Teachers returning from previous year	76.4%	Down from 82.7%	87.5%	88.3%
Teacher attendance rate	93.1%	Up from 92.0%	94.7%	95.0%
Average teacher salary*	\$39,989	Down 3.9%	\$47,245	\$48,193
Classes not taught by highly qualified teachers	3.4%	Up from 2.7%	0.0%	0.0%
Professional development days/teacher	9.5 days	Down from 10.0 days	11.1 days	11.0 days
School				
Principal's years at school	7.0	Up from 6.0	4.0	4.0
Student-teacher ratio in core subjects	23.8 to 1	Down from 25.1 to 1	19.7 to 1	20.1 to 1
Prime instructional time	87.0%	Up from 86.3%	89.6%	90.0%
Opportunities in the arts	Good	No Change	Good	Good
SACS accreditation	Yes	No Change	Yes	Yes
Parents attending conferences	93.8%	Down from 99.2%	100.0%	100.0%
Character development program	Excellent	Up from Good	Excellent	Excellent
Dollars spent per pupil**	\$6,296	Down 8.3%	\$7,527	\$7,364
Percent of expenditures for instruction**	55.0%	Down from 59.2%	68.0%	68.0%
Percent of expenditures for teacher salaries**	51.0%	Down from 57.1%	65.0%	66.0%
ESEA composite index score	54.5	Down from 79.0	79.7	88.0

* Length of contract = 185+ days.

** Prior year audited financial data available.

EVALUATION RESULTS

	Teachers	Students*	Parents*
Number of surveys returned	28	202	85
Percent satisfied with learning environment	100%	89.6%	87.1%
Percent satisfied with social and physical environment	100%	89.7%	89.7%
Percent satisfied with school-home relations	82.1%	80.7%	86.6%

*Only students at the highest elementary school grade level at this school and their parents were included.

REPORT OF PRINCIPAL AND SCHOOL IMPROVEMENT COUNCIL

Sandhills Elementary School serves approximately 475 students in grades three and four. "Shaping Every Student for Success" is our motto and drives our mission to establish high standards by creating a learning environment which ensures student performance at the highest level. SES offers Montessori multi-age classes through parental choice. Each year we strive to become a more effective school with the leadership, culture, climate and supports to ensure quality teaching for every child in every classroom every day.

This year, SES partnered with City Year to provide young adult corps members to serve as tutors, mentors, and role models within our school. These corps members focus on helping students with academics, attendance, and behavior in partnership with our school staff.

As a part of our focus on literacy, we have continued to increase access to varied books for our children in their classrooms, as well the media center. In addition to accessibility to traditional books, students have access to Chromebooks in their classrooms, which enable students to use many types of ebooks and other types of text. This technology allows students to read, to gather and synthesize information, and to write and share information.

Our parents and community members are an important part of our growth and success. The Swansea Lions Club partnered with our school to provide adult reading buddies for our students. Our Career Week/Fair continues to expand and provide influential opportunities for our students. Our I CARE program grew this year to recognize a record number of parents and community members who made an impact on our school and students.

For next school year, our challenges include preparing our students for the rigors of the Common Core State Standards. We will seek ways to positively impact student learning through increased student use of technology and best use of assessment data to impact instruction. Additionally, we will continue to work to involve a broad base of stakeholder groups throughout our community within our school.

The Sandhills Elementary staff and School Improvement Council look forward to working with students, parents, and the community to make our school the very best that it can be.

Lynne Fallaw, School Improvement Council Chairperson
Lisa Evans, Principal

Comprehensive detail, including definitions of ratings, performance criteria, and explanations of status, is available on www.ed.sc.gov and www.eoc.sc.gov as well as school and school district websites.

Printed versions are available from school districts upon request.

Abbreviations Key

N/A Not Applicable N/AV Not Available N/C Not Collected N/R Not Reported I/S Insufficient Sample TBD To be determined
NI Newly Identified CSI Continuing School Improvement CA Corrective Action RP Plan to Restructure R Restructure DELAY School Improvement Status HOLD School Improvement Status