



SC Annual School Report Card Summary

Batesburg-Leesville Elementary
 Lexington 3
 Grades: 3-5 Enrollment: 436
 Principal: Vonda Ridge
 Superintendent: Dr. J. Chester Floyd
 Board Chair: Craig Caughman

PERFORMANCE

Comprehensive detail, including definitions of ratings, performance criteria, and explanations of status, is available on www.ed.sc.gov and www.eoc.sc.gov as well as school and school district websites. Printed versions are available from school districts upon request.

YEAR	ABSOLUTE RATING	GROWTH RATING	PALMETTO GOLD AND SILVER AWARD		ESEA/FEDERAL ACCOUNTABILITY RATING SYSTEM	
			General Performance	Closing the Gap	ESEA Grade	Accountability Indicator
2013	Average	Below Average	TBD	TBD	C	N/A
2012	Average	Good	Silver	N/A	B	N/A
2011	Average	Good	Silver	N/A	Not Met	N/A

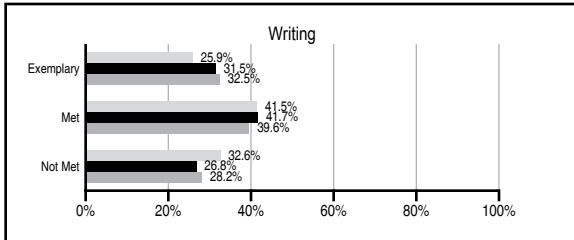
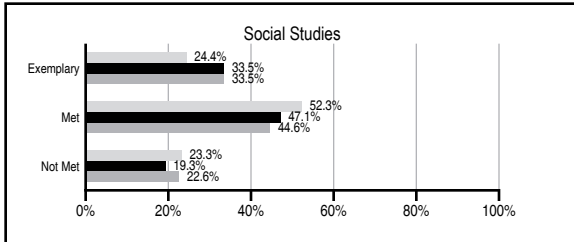
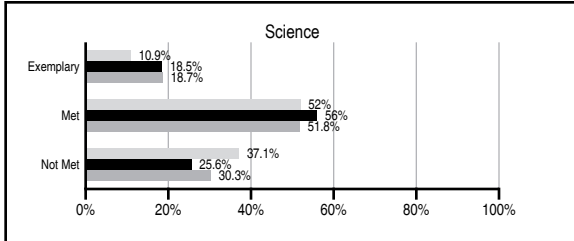
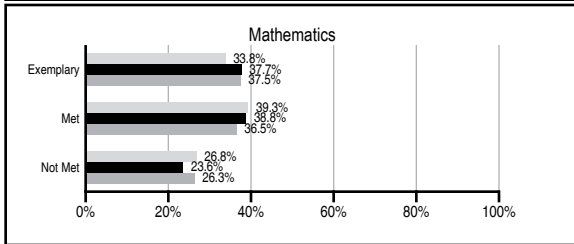
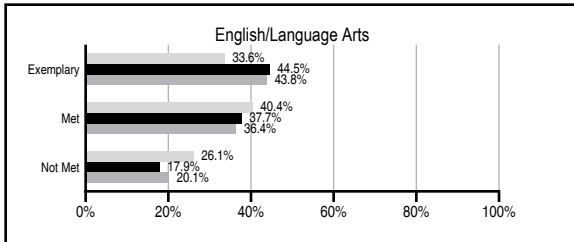
ABSOLUTE RATINGS OF ELEMENTARY SCHOOLS WITH STUDENTS LIKE OURS*

EXCELLENT	GOOD	AVERAGE	BELOW AVERAGE	AT-RISK
21	43	50	0	0

* Ratings are calculated with data available by 11/07/2013. Schools with Students Like Ours are Elementary Schools with Poverty Indices of no more than 5% above or below the index for this school.

PASS PERFORMANCE

Our School
 Elementary Schools with Students Like Ours
 Elementary schools statewide



NAEP PERFORMANCE*

* Performance reported for SC and nation, data not available at school level. Percentages at NAEP Achievement Levels.



SC PERFORMANCE VISION

By 2020 all students will graduate with the knowledge and skills necessary to compete successfully in the global economy, participate in a democratic society and contribute positively as members of families and communities.

Abbreviations Key

N/A Not Applicable N/AV Not Available N/C Not Collected N/R Not Reported I/S Insufficient Sample TBD To be determined

Batesburg-Leesville Elementary [Lexington 3]

SCHOOL PROFILE

	Our School	Change from Last Year	Elementary Schools with Students Like Ours	Median Elementary School
Students (n=436)				
Retention rate	1.9%	Up from 0.6%	1.3%	0.9%
Attendance rate	95.4%	Down from 95.8%	96.2%	96.3%
Served by gifted and talented program	12.6%	N/A	7.9%	7.2%
With disabilities	19.9%	N/A	13.7%	12.4%
Older than usual for grade	9.8%	N/A	2.4%	1.9%
Out-of-school suspensions or expulsions for violent and/or criminal offenses	0.0%	Down from 0.2%	0.0%	0.0%
Teachers (n=31)				
Teachers with advanced degrees	61.3%	Down from 62.1%	62.4%	62.5%
Continuing contract teachers	96.8%	Down from 100.0%	85.7%	83.3%
Teachers returning from previous year	94.3%	Down from 97.7%	89.1%	88.3%
Teacher attendance rate	93.3%	Down from 95.4%	95.0%	95.0%
Average teacher salary*	\$48,740	Down 3.9%	\$48,652	\$48,193
Classes not taught by highly qualified teachers	0.0%	Down from 4.2%	0.0%	0.0%
Professional development days/teacher	18.2 days	N/R	11.1 days	11.0 days
School				
Principal's years at school	2.0	Up from 1.0	5.0	4.0
Student-teacher ratio in core subjects	19.1 to 1	Up from 2.3 to 1	20.2 to 1	20.1 to 1
Prime instructional time	87.5%	Down from 90.6%	89.8%	90.0%
Opportunities in the arts	Good	Up from Poor	Good	Good
SACS accreditation	Yes	No Change	Yes	Yes
Parents attending conferences	92.7%	Up from 0.9%	100.0%	100.0%
Character development program	Below Average	No Change	Excellent	Excellent
Dollars spent per pupil**	\$8,301	Down 0.5%	\$7,086	\$7,364
Percent of expenditures for instruction**	63.0%	Down from 63.1%	68.0%	68.0%
Percent of expenditures for teacher salaries**	62.0%	Up from 60.3%	66.0%	66.0%
ESEA composite index score	76.6	Down from 83.7	88.2	88.0

* Length of contract = 185+ days.

** Prior year audited financial data available.

EVALUATION RESULTS

	Teachers	Students*	Parents*
Number of surveys returned	32	115	54
Percent satisfied with learning environment	81.3%	91.4%	96.3%
Percent satisfied with social and physical environment	96.7%	86.8%	92.6%
Percent satisfied with school-home relations	80.6%	89.5%	94.4%

*Only students at the highest elementary school grade level at this school and their parents were included.

REPORT OF PRINCIPAL AND SCHOOL IMPROVEMENT COUNCIL

There have been a number of academic initiatives that we have been successful in reaching at Batesburg-Leesville Elementary. For academic performance on PASS, we received the Palmetto Silver Award. BLES gained in all subject areas on the 2012 PASS assessment. Student growth was 8% for writing, 3.7% in English Language Arts, 1.1% in Math, 2.3 % in Science, and 2.4% in Social Studies. Professional development in 2012-13 covered topics such as narrative and informational writing, High Progress Literacy Classrooms, Common Core standards, Performance Tasks, Essential Questions, Backward Design and Unit Planning.. To promote academic success, students participating in the Pounce Club received instruction prior to school in the computer labs. In conjunction with B-L Middle School, we continued the Panther Pals Reading Buddies program. To address the decline of reading performance the Summer Book Challenge was held over the summer and eight free books were distributed to students to encourage summer reading.

In addition to academics, the school promoted health and physical fitness in children. This was accomplished by holding a Walk-a-Thon for the students in Physical Education class to raise awareness for Relay for Life. Fourth graders participated in a study done by the University of South Carolina on what students eat. The Girls on the Run program was held at our school again this year.

Students excelled in many areas. In the Lexington County Spare the Air Contest, eight of the twelve winners were from BLES including the Grand Prize Winner. Fourteen students also received Honorable Mention. One student was the regional winner in the Arbor Day Poster contest. Three students were winners in the Region II Science Fair. The school featured a Math-a-thon and Literacy Bowl with several student winners .BLES had 30 students inducted into the Jr. Beta Club this year. Our Afterschool Program was named as Volunteers of the Month by Hospice of Columbia. Teachers were also recognized this year. BLES had the district Teacher of the Year, a WLTX Golden Apple Teacher of the Week, and a "Good News Story" district winner.

The school was also a recipient of the South Carolina Arts Commission Grant. Students participated in activities related to the Arts that met state standards. All grades produced plays for our parents and community.

It has been both a successful and fun year at Batesburg-Leesville Elementary School. We continue to appreciate the support of our parents and community.

Vonda Ridge, Principal
Susan Burkett, SIC

Comprehensive detail, including definitions of ratings, performance criteria, and explanations of status, is available on www.ed.sc.gov and www.eoc.sc.gov as well as school and school district websites.

Printed versions are available from school districts upon request.

Abbreviations Key

N/A Not Applicable N/AV Not Available N/C Not Collected N/R Not Reported I/S Insufficient Sample TBD To be determined
NI Newly Identified CSI Continuing School Improvement CA Corrective Action RP Plan to Restructure R Restructure DELAY School Improvement Status HOLD School Improvement Status