



SC Annual School Report Card Summary

Carolina Springs Elementary School
 Lexington 1
 Grades: PK-5 Enrollment: 922
 Principal: Gregory W. Watchinski
 Superintendent: Dr. Karen C. Woodward
 Board Chair: Cynthia S. Smith

PERFORMANCE

Comprehensive detail, including definitions of ratings, performance criteria, and explanations of status, is available on www.ed.sc.gov and www.eoc.sc.gov as well as school and school district websites. Printed versions are available from school districts upon request.

YEAR	ABSOLUTE RATING	GROWTH RATING	PALMETTO GOLD AND SILVER AWARD		ESEA/FEDERAL ACCOUNTABILITY RATING SYSTEM	
			General Performance	Closing the Gap	ESEA Grade	Accountability Indicator
2013	Good	Average	TBD	TBD	B	N/A
2012	Excellent	Average	Gold	N/A	B	N/A
2011	Good	Good	Silver	N/A	Not Met	N/A

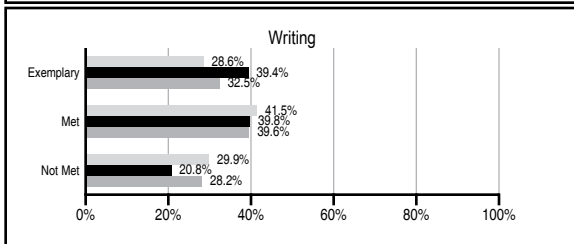
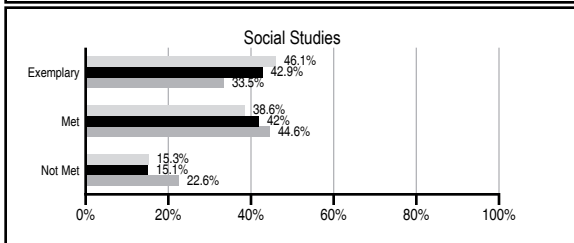
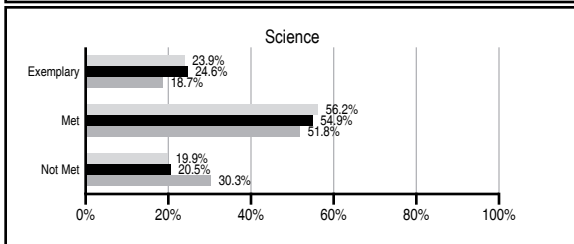
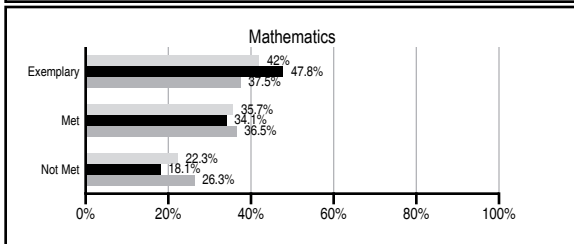
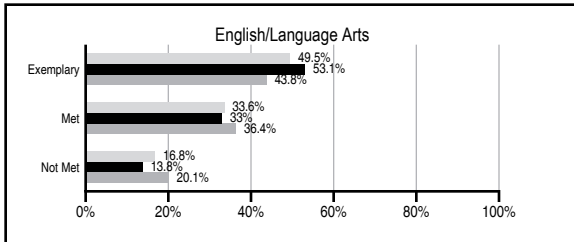
ABSOLUTE RATINGS OF ELEMENTARY SCHOOLS WITH STUDENTS LIKE OURS*

EXCELLENT	GOOD	AVERAGE	BELOW AVERAGE	AT-RISK
39	25	5	0	0

* Ratings are calculated with data available by 11/07/2013. Schools with Students Like Ours are Elementary Schools with Poverty Indices of no more than 5% above or below the index for this school.

PASS PERFORMANCE

Our School
 Elementary Schools with Students Like Ours
 Elementary schools statewide



NAEP PERFORMANCE*

* Performance reported for SC and nation, data not available at school level. Percentages at NAEP Achievement Levels.



SC PERFORMANCE VISION

By 2020 all students will graduate with the knowledge and skills necessary to compete successfully in the global economy, participate in a democratic society and contribute positively as members of families and communities.

Abbreviations Key

N/A Not Applicable N/AV Not Available N/C Not Collected N/R Not Reported I/S Insufficient Sample TBD To be determined

Carolina Springs Elementary School [Lexington 1]

SCHOOL PROFILE

	Our School	Change from Last Year	Elementary Schools with Students Like Ours	Median Elementary School
Students (n=922)				
Retention rate	0.8%	Down from 1.1%	0.8%	0.9%
Attendance rate	96.2%	Down from 96.6%	96.6%	96.3%
Served by gifted and talented program	9.5%	N/A	10.1%	7.2%
With disabilities	11.9%	N/A	11.3%	12.4%
Older than usual for grade	1.8%	N/A	1.3%	1.9%
Out-of-school suspensions or expulsions for violent and/or criminal offenses	0.0%	No Change	0.0%	0.0%
Teachers (n=59)				
Teachers with advanced degrees	54.2%	Down from 57.1%	64.4%	62.5%
Continuing contract teachers	81.4%	Down from 89.3%	83.3%	83.3%
Teachers returning from previous year	92.9%	Up from 91.4%	89.8%	88.3%
Teacher attendance rate	95.3%	Down from 95.8%	95.5%	95.0%
Average teacher salary*	\$47,394	Up 3.7%	\$49,245	\$48,193
Classes not taught by highly qualified teachers	0.0%	No Change	0.0%	0.0%
Professional development days/teacher	14.9 days	Down from 16.5 days	11.0 days	11.0 days
School				
Principal's years at school	1.0	Down from 5.0	4.0	4.0
Student-teacher ratio in core subjects	21.7 to 1	Up from 21.1 to 1	20.7 to 1	20.1 to 1
Prime instructional time	90.9%	Down from 91.2%	90.7%	90.0%
Opportunities in the arts	Good	No Change	Good	Good
SACS accreditation	Yes	No Change	Yes	Yes
Parents attending conferences	97.9%	Down from 98.2%	100.0%	100.0%
Character development program	Excellent	No Change	Excellent	Excellent
Dollars spent per pupil**	\$6,172	Down 1.2%	\$6,934	\$7,364
Percent of expenditures for instruction**	67.0%	Up from 64.2%	69.0%	68.0%
Percent of expenditures for teacher salaries**	66.0%	Up from 62.9%	67.0%	66.0%
ESEA composite index score	88.2	Down from 88.6	91.5	88.0

* Length of contract = 185+ days.

** Prior year audited financial data available.

EVALUATION RESULTS

	Teachers	Students*	Parents*
Number of surveys returned	56	134	84
Percent satisfied with learning environment	100%	92.5%	90.5%
Percent satisfied with social and physical environment	100%	88.1%	88.3%
Percent satisfied with school-home relations	100%	86.4%	88.2%

*Only students at the highest elementary school grade level at this school and their parents were included.

REPORT OF PRINCIPAL AND SCHOOL IMPROVEMENT COUNCIL

While the 2012-2013 school year began with a change in leadership, the mission and vision of Carolina Springs Elementary remained as consistent and strong as ever. Our motto of "Caring for, Supporting and Educating every student" in conjunction with Lexington One's vision of ensuring our students are creative, collaborative, strong communicators and critical thinkers continues to be the driving force behind the learning environment we've created at CSES.

Our teachers spent a lot of time this year developing their understanding of the Common Core State Standards and began to make shifts in their instructional delivery based on the rigorous demands of these new standards. We feel confident this professional learning will continue to produce outstanding student achievement results.

Our students and faculty have celebrated a number of noteworthy accomplishments. CSES received the Palmetto Gold Award for academic performance. For the second year in a row, our fifth-grade iPad Ensemble displayed their ability to make great music using 21st century tools. This year, their performances included the AdvancEd fall conference, the Lexington One Instructional Fair and the Lexington One Office Professionals annual banquet. For the fifth consecutive year, our chorus was chosen to participate in the World's Largest Music Concert sponsored by the S.C. Music Educators Association.

We continued to help our students engage in the larger world outside of CSES through a number of projects. In April, we celebrated our second International Day and hosted 16 teachers from eight countries around the world. They spent the day interacting with our teachers and students as everyone enjoyed the opportunity to learn more about one another. Home Depot and our PTO formed a partnership and completed a number of beautification projects including building raised planting beds for each grade level. Our Spanish teacher then incorporated those beds into his curriculum, as the students were involved in interactive lessons that included planting crops and ultimately harvesting the vegetables. This work also led to the National Wildlife Federation granting these areas the status of a Certified Wildlife Habitat.

The enrollment at CSES has been steadily increasing for the past six years. We will begin the 2013-2014 school year with nearly 1,000 students. The increased class sizes, due to budget constraints, bring about some unique challenges.

As our enrollment increases, we are working with greater numbers of students who not only have financial needs but an array of learning, social and emotional needs. We are challenged to find ways to meet the needs of our struggling learners, while at the same time pushing our high-achieving students to new heights. Our focus on building positive relationships with our students and families is the foundation for how we will overcome our challenges, and continue to fulfill the mission and vision of our school and district.

Principal Gregory W. Watchinski and SIC Chair Jonathan Hucks

Comprehensive detail, including definitions of ratings, performance criteria, and explanations of status, is available on www.ed.sc.gov and www.eoc.sc.gov as well as school and school district websites.

Printed versions are available from school districts upon request.

Abbreviations Key

N/A Not Applicable N/AV Not Available N/C Not Collected N/R Not Reported I/S Insufficient Sample TBD To be determined

NI Newly Identified CSI Continuing School Improvement CA Corrective Action RP Plan to Restructure R Restructure DELAY School Improvement Status HOLD School Improvement Status