



SC Annual School Report Card Summary

White Knoll Elementary School
 Lexington 1
 Grades: PK-5 Enrollment: 724
 Principal: Janet H. Malone
 Superintendent: Dr. Karen C. Woodward
 Board Chair: Cynthia S. Smith

PERFORMANCE

Comprehensive detail, including definitions of ratings, performance criteria, and explanations of status, is available on www.ed.sc.gov and www.eoc.sc.gov as well as school and school district websites. Printed versions are available from school districts upon request.

YEAR	ABSOLUTE RATING	GROWTH RATING	PALMETTO GOLD AND SILVER AWARD		ESEA/FEDERAL ACCOUNTABILITY RATING SYSTEM	
			General Performance	Closing the Gap	ESEA Grade	Accountability Indicator
2013	Good	Below Average	TBD	TBD	C	N/A
2012	Excellent	Good	Gold	N/A	A	N/A
2011	Good	Average	Silver	N/A	Not Met	N/A

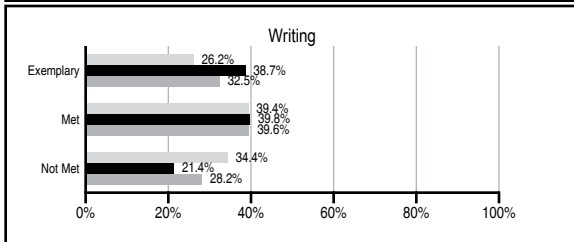
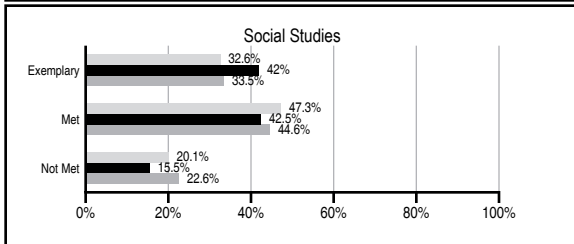
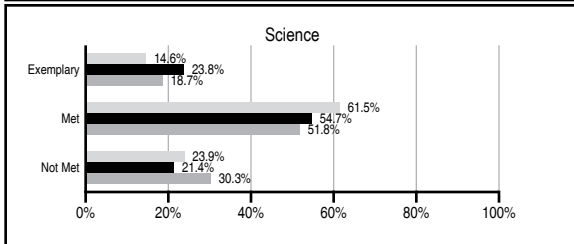
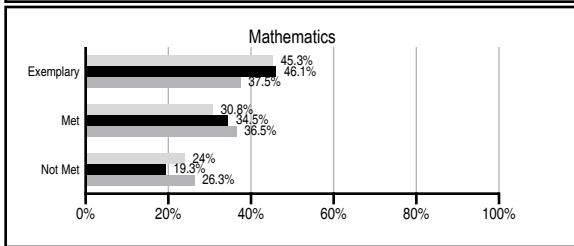
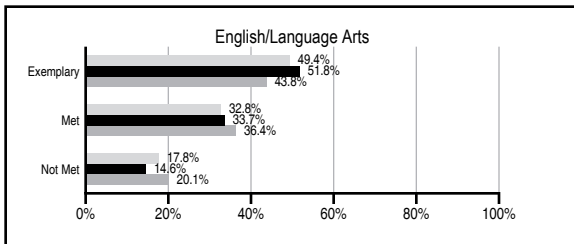
ABSOLUTE RATINGS OF ELEMENTARY SCHOOLS WITH STUDENTS LIKE OURS*

EXCELLENT	GOOD	AVERAGE	BELOW AVERAGE	AT-RISK
39	32	9	0	1

* Ratings are calculated with data available by 11/07/2013. Schools with Students Like Ours are Elementary Schools with Poverty Indices of no more than 5% above or below the index for this school.

PASS PERFORMANCE

Our School
 Elementary Schools with Students Like Ours
 Elementary schools statewide



NAEP PERFORMANCE*

* Performance reported for SC and nation, data not available at school level. Percentages at NAEP Achievement Levels.



SC PERFORMANCE VISION

By 2020 all students will graduate with the knowledge and skills necessary to compete successfully in the global economy, participate in a democratic society and contribute positively as members of families and communities.

Abbreviations Key

N/A Not Applicable N/AV Not Available N/C Not Collected N/R Not Reported I/S Insufficient Sample TBD To be determined

White Knoll Elementary School [Lexington 1]

SCHOOL PROFILE

	Our School	Change from Last Year	Elementary Schools with Students Like Ours	Median Elementary School
Students (n=724)				
Retention rate	0.6%	Up from 0.4%	0.9%	0.9%
Attendance rate	95.7%	Down from 96.3%	96.5%	96.3%
Served by gifted and talented program	9.7%	N/A	10.1%	7.2%
With disabilities	12.8%	N/A	11.5%	12.4%
Older than usual for grade	0.8%	N/A	1.5%	1.9%
Out-of-school suspensions or expulsions for violent and/or criminal offenses	0.0%	No Change	0.0%	0.0%
Teachers (n=50)				
Teachers with advanced degrees	72.0%	Down from 73.1%	64.8%	62.5%
Continuing contract teachers	82.0%	Up from 80.8%	86.0%	83.3%
Teachers returning from previous year	92.4%	Down from 92.6%	89.9%	88.3%
Teacher attendance rate	95.8%	Up from 94.8%	95.2%	95.0%
Average teacher salary*	\$48,534	Up 3.7%	\$49,509	\$48,193
Classes not taught by highly qualified teachers	0.0%	No Change	0.0%	0.0%
Professional development days/teacher	10.9 days	Up from 10.7 days	11.6 days	11.0 days
School				
Principal's years at school	8.0	Up from 7.0	5.0	4.0
Student-teacher ratio in core subjects	20.7 to 1	Up from 19.7 to 1	20.7 to 1	20.1 to 1
Prime instructional time	90.6%	Down from 90.7%	90.5%	90.0%
Opportunities in the arts	Good	No Change	Good	Good
SACS accreditation	Yes	No Change	Yes	Yes
Parents attending conferences	100.0%	No Change	100.0%	100.0%
Character development program	Excellent	No Change	Excellent	Excellent
Dollars spent per pupil**	\$7,438	Up 6.0%	\$7,033	\$7,364
Percent of expenditures for instruction**	66.0%	Up from 65.1%	69.0%	68.0%
Percent of expenditures for teacher salaries**	65.0%	Up from 64.1%	67.0%	66.0%
ESEA composite index score	78.9	Down from 93.4	91.1	88.0

* Length of contract = 185+ days.

** Prior year audited financial data available.

EVALUATION RESULTS

	Teachers	Students*	Parents*
Number of surveys returned	41	116	39
Percent satisfied with learning environment	100%	81%	87.2%
Percent satisfied with social and physical environment	100%	74.1%	84.6%
Percent satisfied with school-home relations	87.5%	86.1%	87.2%

*Only students at the highest elementary school grade level at this school and their parents were included.

REPORT OF PRINCIPAL AND SCHOOL IMPROVEMENT COUNCIL

The faculty and staff of White Knoll Elementary continuously seek our vision: that the students at WKE are a 21st century generation of learners and leaders who are creative, collaborative, critical thinkers and effective communicators. Highly knowledgeable educators deliver a challenging standards-based curriculum. They partner with families and the community to provide opportunities for excellence and meet students' individual needs in a caring, positive environment. We were pleased to receive the S.C. Department of Education's Palmetto Gold Award in recognition of our academic performance.

On the 2012 Palmetto Assessment of State Standards evaluation, 18% of third-grade students, 21% of fourth-grade students and 18% of fifth-grade students scored "not met" in the area of English language arts. In an effort to improve student achievement in ELA, teachers provided early morning tutorials at least two mornings a week. It is our goal to have less than 15% of our students score "not met" in all content areas.

We are in our second year of implementing "The Leader in Me" program. Students and staff were trained in Stephen Covey's "The 7 Habits of Highly Effective People" and are learning how to implement these principles in their work and everyday life. Students held leadership roles at school, established academic and personal goals, and tracked their progress in data notebooks.

A fall and spring Leadership Day this past year provided students with an opportunity to demonstrate their leadership skills. Through various roles, students shared their talents, data notebooks and how the 7 Habits have made an impact not only at school but also in their personal lives. Parents, community members and educators throughout the state attended these events to learn about the "Leader in Me" process.

Our school participated in our first Boosterthon Fun Run-Highway USA called "On the Road to Good Choices." Students engaged in classroom discussions about leaders, learning, character, fitness and positive attitudes. We used the proceeds from this event to enhance our leadership program and to purchase technology equipment for our daily morning news program.

Students at WKE were engaged in many valuable leadership opportunities through community service projects this year. Our fifth-grade students honored our veterans with a Veterans Day breakfast celebration where they served breakfast to veterans with patriotic songs and expressions of gratitude. Our first- and fourth-grade students collected hats, gloves, scarves and school supplies for victims of Hurricane Sandy. Third-grade students collected canned food for Harvest Hope Food Bank, second-graders collected food items for our "Snack Pack" program and kindergartners wrote cards to the elderly in nursing homes.

We would like to thank the Lexington One Board of Trustees for your continued support and vision for 21st century learning and leadership for all students.

Principal Janet Malone and SIC Chair Dan Hane

Comprehensive detail, including definitions of ratings, performance criteria, and explanations of status, is available on www.ed.sc.gov and www.eoc.sc.gov as well as school and school district websites.

Printed versions are available from school districts upon request.

Abbreviations Key

N/A Not Applicable N/AV Not Available N/C Not Collected N/R Not Reported I/S Insufficient Sample TBD To be determined

NI Newly Identified CSI Continuing School Improvement CA Corrective Action RP Plan to Restructure R Restructure DELAY School Improvement Status HOLD School Improvement Status