



# SC Annual School Report Card Summary

Oak Grove Elementary School  
 Lexington 1  
 Grades: PK-5 Enrollment: 601  
 Principal: Sherry Cariens  
 Superintendent: Dr. Karen C. Woodward  
 Board Chair: Cynthia S. Smith

## PERFORMANCE

Comprehensive detail, including definitions of ratings, performance criteria, and explanations of status, is available on [www.ed.sc.gov](http://www.ed.sc.gov) and [www.eoc.sc.gov](http://www.eoc.sc.gov) as well as school and school district websites. Printed versions are available from school districts upon request.

YEAR	ABSOLUTE RATING	GROWTH RATING	PALMETTO GOLD AND SILVER AWARD		ESEA/FEDERAL ACCOUNTABILITY RATING SYSTEM	
			General Performance	Closing the Gap	ESEA Grade	Accountability Indicator
2013	Excellent	Good	TBD	TBD	A	N/A
2012	Excellent	Excellent	Gold	Silver	A	N/A
2011	Excellent	Excellent	Gold	N/A	Met	N/A

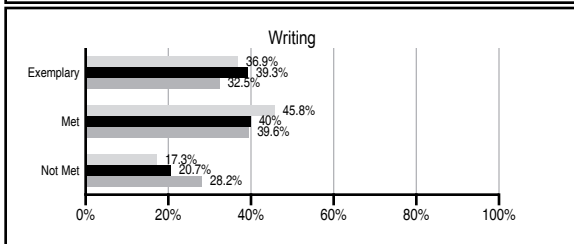
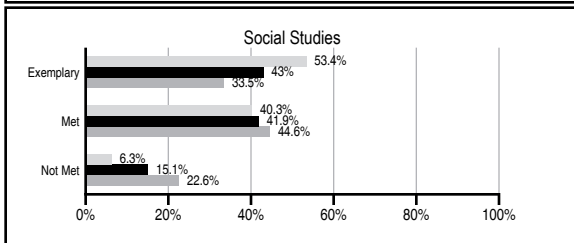
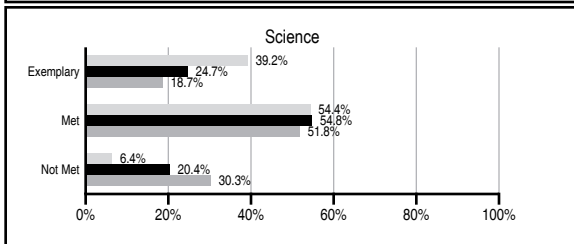
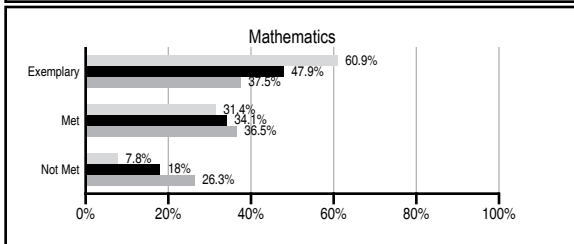
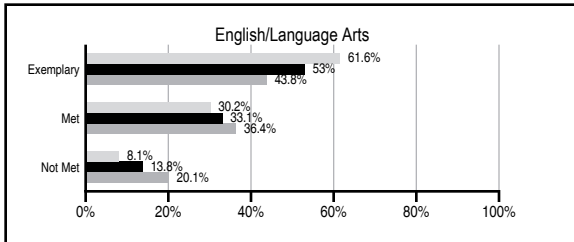
## ABSOLUTE RATINGS OF ELEMENTARY SCHOOLS WITH STUDENTS LIKE OURS\*

EXCELLENT	GOOD	AVERAGE	BELOW AVERAGE	AT-RISK
40	26	5	0	0

\* Ratings are calculated with data available by 11/07/2013. Schools with Students Like Ours are Elementary Schools with Poverty Indices of no more than 5% above or below the index for this school.

## PASS PERFORMANCE

Our School
  Elementary Schools with Students Like Ours
  Elementary schools statewide



## NAEP PERFORMANCE\*

\* Performance reported for SC and nation, data not available at school level. Percentages at NAEP Achievement Levels.



## SC PERFORMANCE VISION

*By 2020 all students will graduate with the knowledge and skills necessary to compete successfully in the global economy, participate in a democratic society and contribute positively as members of families and communities.*

### Abbreviations Key

N/A Not Applicable N/AV Not Available N/C Not Collected N/R Not Reported I/S Insufficient Sample TBD To be determined

# Oak Grove Elementary School [Lexington 1]

## SCHOOL PROFILE

	Our School	Change from Last Year	Elementary Schools with Students Like Ours	Median Elementary School
<b>Students (n=601)</b>				
Retention rate	0.3%	Down from 1.3%	0.9%	0.9%
Attendance rate	96.2%	Down from 96.6%	96.6%	96.3%
Served by gifted and talented program	9.7%	N/A	10.1%	7.2%
With disabilities	11.3%	N/A	11.3%	12.4%
Older than usual for grade	0.8%	N/A	1.4%	1.9%
Out-of-school suspensions or expulsions for violent and/or criminal offenses	0.0%	No Change	0.0%	0.0%
<b>Teachers (n=43)</b>				
Teachers with advanced degrees	65.1%	Down from 69.8%	63.3%	62.5%
Continuing contract teachers	79.1%	No Change	83.3%	83.3%
Teachers returning from previous year	83.3%	Down from 83.8%	89.8%	88.3%
Teacher attendance rate	94.6%	Up from 92.9%	95.4%	95.0%
Average teacher salary*	\$46,932	Down 0.0%	\$49,245	\$48,193
Classes not taught by highly qualified teachers	0.0%	No Change	0.0%	0.0%
Professional development days/teacher	6.2 days	Down from 6.6 days	11.0 days	11.0 days
<b>School</b>				
Principal's years at school	3.0	Up from 2.0	4.0	4.0
Student-teacher ratio in core subjects	20.0 to 1	Down from 21.0 to 1	20.7 to 1	20.1 to 1
Prime instructional time	90.5%	Up from 89.2%	90.6%	90.0%
Opportunities in the arts	Good	No Change	Good	Good
SACS accreditation	Yes	No Change	Yes	Yes
Parents attending conferences	98.3%	Down from 100.0%	100.0%	100.0%
Character development program	Excellent	No Change	Excellent	Excellent
Dollars spent per pupil**	\$6,871	Up 0.1%	\$6,960	\$7,364
Percent of expenditures for instruction**	66.0%	Up from 64.6%	69.0%	68.0%
Percent of expenditures for teacher salaries**	64.0%	Up from 63.4%	67.0%	66.0%
ESEA composite index score	100.0	No Change	91.7	88.0

\* Length of contract = 185+ days.

\*\* Prior year audited financial data available.

## EVALUATION RESULTS

	Teachers	Students*	Parents*
Number of surveys returned	52	89	43
Percent satisfied with learning environment	96.2%	84.2%	95.4%
Percent satisfied with social and physical environment	90.4%	88.7%	93.2%
Percent satisfied with school-home relations	100%	88.8%	86.7%

\*Only students at the highest elementary school grade level at this school and their parents were included.

## REPORT OF PRINCIPAL AND SCHOOL IMPROVEMENT COUNCIL

We are happy to report that 2012-2013 has been one of Oak Grove Elementary School's best years. We have dedicated students, teachers, administrators and parents working together to prepare our students to be 21st century learners and leaders. As a result, our students continue to excel personally and academically. We were honored to be named a National Blue Ribbon School 2012 and proud to receive the S.C. Department of Education's Palmetto Gold Award for general performance and a Silver Award for closing the achievement gap.

Our goal was not only to help our students become successful 21st century learners but also to become 21st century leaders. Student learning included working on the skills of creativity, collaboration, critical thinking and communication. As part of the OGES experience, student leadership became an integral part of the regular curriculum through "The Leader in Me" program. As a result, discipline issues went down while academic achievement went up. Meeting the needs of our diverse population presents challenges. Our success with the Response to Intervention program helped us provide needed support for student progress. Teachers used collaborative planning sessions to further diagnose weaknesses. The use of common assessments also helped us meet the needs of all students. Our data indicates that many of our students are in need of support in the area of writing.

Our professional learning community participated in book studies that included "Productive Group Work" by Frey, Fisher and Everlove, as well as "A Repair Kit for Grading" by O'Connor. We participated in staff development through FranklinCovey, which included "The Leader in Me" implementation strategies for our students.

Our motto was updated to "Leading the Way the Patriot Way," and we completed year two of a three-year process of becoming a Lighthouse School for leadership through FranklinCovey. Our student leadership program supports our LexLeads initiative. During this process, we help our students become effective leaders using "The Leader in Me" and "The 7 Habits of Highly Effective People."

Family night flashlight walks and our "Walk to Santa Monica" activity supported the LexLives initiative. Students and staff used the track for walks in the mornings and at recess. OGES received a Silver Partner Status award from the South Carolina Safe Routes to School program, recognizing our emphasis on healthy lifestyles and our drive to establish a strong school-community partnership to increase physical activity.

SIC and PTA volunteers serve the Oak Grove community with countless hours of service. These groups are instrumental in supporting the school in many areas, such as the purchase of our First In Math program, part of our LexLearns initiative. The PTA also organized fundraisers to finance the installation of a new digital sign.

We look forward to 2013-2014 and all its challenges and opportunities. We continue to prepare our students to be 21st century learners and leaders.

Principal Sherry P. Cariens and SIC Chair Tricia Miller

Comprehensive detail, including definitions of ratings, performance criteria, and explanations of status, is available on [www.ed.sc.gov](http://www.ed.sc.gov) and [www.eoc.sc.gov](http://www.eoc.sc.gov) as well as school and school district websites.

Printed versions are available from school districts upon request.

### Abbreviations Key

N/A Not Applicable N/AV Not Available N/C Not Collected N/R Not Reported I/S Insufficient Sample TBD To be determined

NI Newly Identified CSI Continuing School Improvement CA Corrective Action RP Plan to Restructure R Restructure DELAY School Improvement Status HOLD School Improvement Status