



SC Annual School Report Card Summary

West Lee Elementary
 Lee County
 Grades: PK-5 Enrollment: 156
 Principal: Felicia Richardson
 Superintendent: Dr. Cleo F. Richardson
 Board Chair: Ms. Sanya Moses

PERFORMANCE

Comprehensive detail, including definitions of ratings, performance criteria, and explanations of status, is available on www.ed.sc.gov and www.eoc.sc.gov as well as school and school district websites. Printed versions are available from school districts upon request.

YEAR	ABSOLUTE RATING	GROWTH RATING	PALMETTO GOLD AND SILVER AWARD		ESEA/FEDERAL ACCOUNTABILITY RATING SYSTEM	
			General Performance	Closing the Gap	ESEA Grade	Accountability Indicator
2013	Below Average	Excellent	TBD	TBD	D	N/A
2012	Below Average	Average	N/A	N/A	F	N/A
2011	Below Average	Average	N/A	N/A	Met	N/A

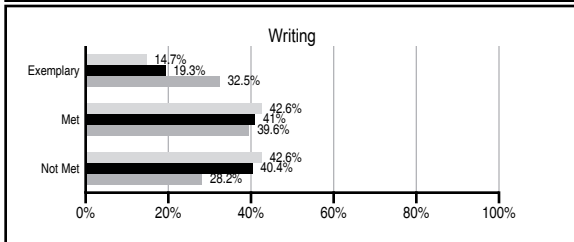
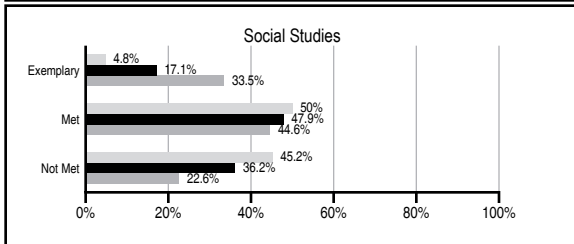
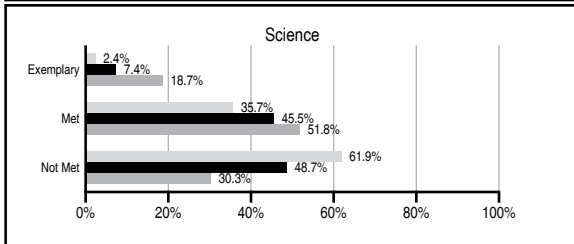
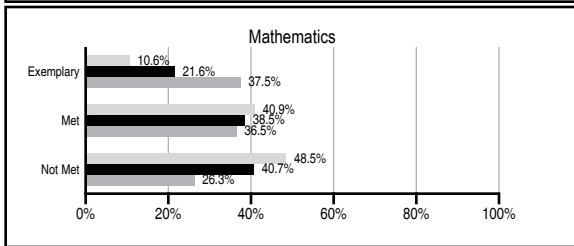
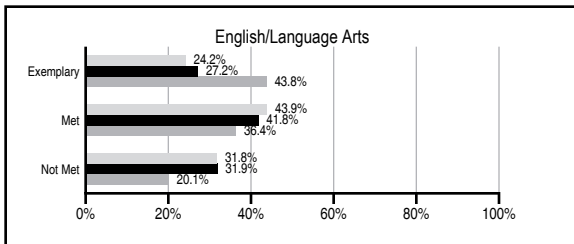
ABSOLUTE RATINGS OF ELEMENTARY SCHOOLS WITH STUDENTS LIKE OURS*

EXCELLENT	GOOD	AVERAGE	BELOW AVERAGE	AT-RISK
0	10	84	43	15

* Ratings are calculated with data available by 11/07/2013. Schools with Students Like Ours are Elementary Schools with Poverty Indices of no more than 5% above or below the index for this school.

PASS PERFORMANCE

Our School
 Elementary Schools with Students Like Ours
 Elementary schools statewide



NAEP PERFORMANCE*

* Performance reported for SC and nation, data not available at school level. Percentages at NAEP Achievement Levels.



SC PERFORMANCE VISION

By 2020 all students will graduate with the knowledge and skills necessary to compete successfully in the global economy, participate in a democratic society and contribute positively as members of families and communities.

Abbreviations Key

N/A Not Applicable N/AV Not Available N/C Not Collected N/R Not Reported I/S Insufficient Sample TBD To be determined

West Lee Elementary [Lee County]

SCHOOL PROFILE

	Our School	Change from Last Year	Elementary Schools with Students Like Ours	Median Elementary School
Students (n=156)				
Retention rate	0.6%	Up from 0.0%	1.1%	0.9%
Attendance rate	98.7%	Down from 99.8%	95.9%	96.3%
Served by gifted and talented program	2.7%	N/A	2.5%	7.2%
With disabilities	16.3%	N/A	13.4%	12.4%
Older than usual for grade	2.2%	N/A	3.0%	1.9%
Out-of-school suspensions or expulsions for violent and/or criminal offenses	0.0%	No Change	0.0%	0.0%
Teachers (n=18)				
Teachers with advanced degrees	44.4%	Up from 43.8%	59.8%	62.5%
Continuing contract teachers	61.1%	Down from 62.5%	74.7%	83.3%
Teachers returning from previous year	71.4%	Up from 70.2%	84.7%	88.3%
Teacher attendance rate	93.4%	Down from 94.8%	94.9%	95.0%
Average teacher salary*	\$39,992	Up 3.7%	\$46,095	\$48,193
Classes not taught by highly qualified teachers	0.0%	No Change	0.0%	0.0%
Professional development days/teacher	4.8 days	Down from 6.2 days	10.4 days	11.0 days
School				
Principal's years at school	2.0	Up from 1.0	4.0	4.0
Student-teacher ratio in core subjects	12.7 to 1	Down from 18.6 to 1	17.7 to 1	20.1 to 1
Prime instructional time	88.7%	Down from 94.2%	89.6%	90.0%
Opportunities in the arts	Good	Up from Poor	Good	Good
SACS accreditation	Yes	No Change	Yes	Yes
Parents attending conferences	100.0%	No Change	100.0%	100.0%
Character development program	N/R	N/R	Excellent	Excellent
Dollars spent per pupil**	\$10,620	Up 7.7%	\$8,478	\$7,364
Percent of expenditures for instruction**	62.0%	Up from 60.6%	66.0%	68.0%
Percent of expenditures for teacher salaries**	55.0%	Up from 49.5%	63.5%	66.0%
ESEA composite index score	64.5	Up from 43.8	68.5	88.0

* Length of contract = 185+ days.

** Prior year audited financial data available.

EVALUATION RESULTS

	Teachers	Students*	Parents*
Number of surveys returned	17	25	20
Percent satisfied with learning environment	100%	84%	90%
Percent satisfied with social and physical environment	94.1%	88%	80%
Percent satisfied with school-home relations	94.1%	88%	90%

*Only students at the highest elementary school grade level at this school and their parents were included.

Comprehensive detail, including definitions of ratings, performance criteria, and explanations of status, is available on www.ed.sc.gov and www.eoc.sc.gov as well as school and school district websites.

Printed versions are available from school districts upon request.

REPORT OF PRINCIPAL AND SCHOOL IMPROVEMENT COUNCIL

West Lee Elementary is a small school with a BIG heart! We are committed to promoting academic, social, and emotional excellence in every child. During the 2012-2013 school year, we continued to focus on encouraging, empowering, and engaging our entire school community. Our parents, students, faculty, and staff were dedicated to moving from good to great!

Our theme this year was, "Innovation Through Collaboration-Technology, Music, and The Arts." Teachers concentrated on creating engaging, student centered lessons that were grounded in the State and Common Core Standards. They visited various award winning schools, including Ron Clark Academy, to receive hands-on experiences and further their knowledge of how to incorporate technology, music and the arts. If you peeked into many of the West Lee classrooms, you would see students "acting out" vocabulary words, creating visual images based on stories read, or singing and dancing to a multiplication rap. Document cameras and two iPad carts were purchased to enhance instruction. We continued to use SMARTboards, Study Island and Reading Eggs in our Computer Lab and classrooms. All students in grades K-5 were responsible for a school-wide performance dedicated to teaching the audience a concept while improving their listening and speaking skills. Our kindergarten and first graders taught us about life in the country and farm animals as they performed, "A Day in the Country." The second and third graders reminded us that the "key to happiness" is, "stopping to smell the roses" during their performance of "It's A Jungle Out There." Finally, the fourth and fifth graders taught us the importance of recycling during their performance of "WLES, Reduce, Reuse and Recycle!"

Pork Chop Productions, a professional theater company, worked with fourth and fifth grade students and within four days the students were able to present fables to the student body with emphasis on the moral of each story. Through our School Improvement Grant (SIG) funds, we were able to sponsor educational field trips at each grade level. Students visited places such as Fort Sumter, EdVenture, Discovery Place, and STARBASE Swamp Fox Academy, where they participated in inquiry-based math and science activities. Fifth graders were blown away when their persuasive writings about why they should visit Washington D.C. earned them an actual trip to Washington D.C.! We truly provided our students with life-long experiences.

We set high expectations for student behavior and continued to promote a positive school climate by implementing our Attitude, Behavior, and Character (ABC) Awards monthly and Pinning Ceremonies each nine weeks. We adopted the term WLES Tigers R.O.A.R (Respectful, Obedient, Attentive, Responsible) and provided biweekly celebrations for students who met their behavior goals.

The Parent Teacher Organization (PTO) has truly been supportive. They continue to raise money for our school through Box Tops for Education, Coke Rewards, and their phenomenal Fall Festival! They encourage parent involvement and we have seen a steady increase in parent participation throughout the year.

As a result of our efforts, we have seen increases in student achievement at every grade level. We look forward to continuing to provide our students with a supportive environment that encourages them to meet high academic standards, engages them in quality learning experiences, and empowers them to be successful in an

Abbreviations Key

N/A Not Applicable N/AV Not Available N/C Not Collected N/R Not Reported I/S Insufficient Sample TBD To be determined

NI Newly Identified CSI Continuing School Improvement CA Corrective Action RP Plan to Restructure R Restructure DELAY School Improvement Status HOLD School Improvement Status