



SC Annual School Report Card Summary

Lower Lee Elementary
 Lee County
 Grades: PK-5 Enrollment: 249
 Principal: Sam Whack, Jr., Ed.D.
 Superintendent: Dr. Cleo F. Richardson
 Board Chair: Ms. Sanya Moses

PERFORMANCE

Comprehensive detail, including definitions of ratings, performance criteria, and explanations of status, is available on www.ed.sc.gov and www.eoc.sc.gov as well as school and school district websites. Printed versions are available from school districts upon request.

YEAR	ABSOLUTE RATING	GROWTH RATING	PALMETTO GOLD AND SILVER AWARD		ESEA/FEDERAL ACCOUNTABILITY RATING SYSTEM	
			General Performance	Closing the Gap	ESEA Grade	Accountability Indicator
2013	At-Risk	At-Risk	TBD	TBD	F	N/A
2012	Below Average	Excellent	Gold	N/A	A	N/A
2011	At-Risk	At-Risk	N/A	N/A	Not Met	N/A

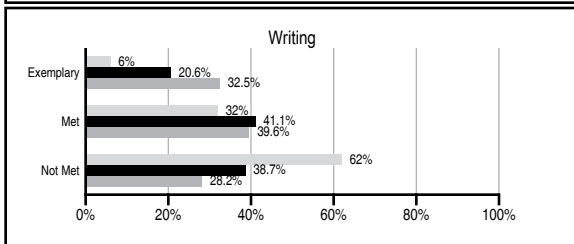
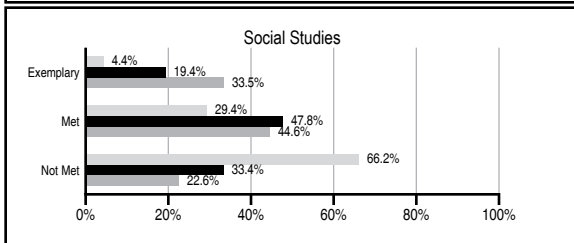
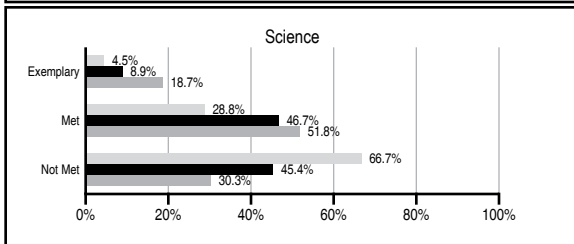
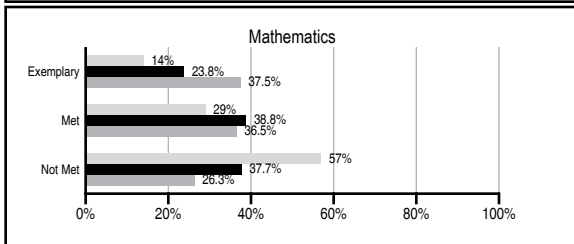
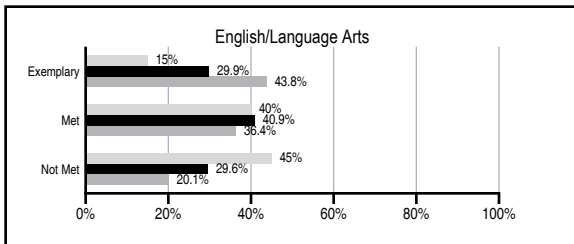
ABSOLUTE RATINGS OF ELEMENTARY SCHOOLS WITH STUDENTS LIKE OURS*

EXCELLENT	GOOD	AVERAGE	BELOW AVERAGE	AT-RISK
3	13	125	40	13

* Ratings are calculated with data available by 11/07/2013. Schools with Students Like Ours are Elementary Schools with Poverty Indices of no more than 5% above or below the index for this school.

PASS PERFORMANCE

Our School Elementary Schools with Students Like Ours Elementary schools statewide



NAEP PERFORMANCE*

* Performance reported for SC and nation, data not available at school level. Percentages at NAEP Achievement Levels.



SC PERFORMANCE VISION

By 2020 all students will graduate with the knowledge and skills necessary to compete successfully in the global economy, participate in a democratic society and contribute positively as members of families and communities.

Abbreviations Key

N/A Not Applicable N/AV Not Available N/C Not Collected N/R Not Reported I/S Insufficient Sample TBD To be determined

Lower Lee Elementary [Lee County]

SCHOOL PROFILE

	Our School	Change from Last Year	Elementary Schools with Students Like Ours	Median Elementary School
Students (n=249)				
Retention rate	2.3%	Up from 0.0%	1.1%	0.9%
Attendance rate	98.7%	Down from 99.8%	95.9%	96.3%
Served by gifted and talented program	4.2%	N/A	3.4%	7.2%
With disabilities	11.8%	N/A	13.6%	12.4%
Older than usual for grade	1.3%	N/A	2.8%	1.9%
Out-of-school suspensions or expulsions for violent and/or criminal offenses	0.0%	No Change	0.0%	0.0%
Teachers (n=17)				
Teachers with advanced degrees	58.8%	Up from 55.6%	60.2%	62.5%
Continuing contract teachers	70.6%	Up from 66.7%	78.2%	83.3%
Teachers returning from previous year	71.0%	Down from 75.0%	85.1%	88.3%
Teacher attendance rate	92.2%	Down from 94.5%	94.8%	95.0%
Average teacher salary*	\$42,440	Up 1.8%	\$46,324	\$48,193
Classes not taught by highly qualified teachers	0.0%	No Change	0.0%	0.0%
Professional development days/teacher	24.5 days	Up from 14.5 days	10.6 days	11.0 days
School				
Principal's years at school	2.5	Up from 2.0	4.0	4.0
Student-teacher ratio in core subjects	18.5 to 1	N/R	18.5 to 1	20.1 to 1
Prime instructional time	87.8%	Down from 90.4%	89.5%	90.0%
Opportunities in the arts	Poor	No Change	Good	Good
SACS accreditation	Yes	No Change	Yes	Yes
Parents attending conferences	100.0%	No Change	100.0%	100.0%
Character development program	N/R	N/R	Excellent	Excellent
Dollars spent per pupil**	\$7,358	Up 4.9%	\$7,971	\$7,364
Percent of expenditures for instruction**	59.0%	Down from 59.4%	68.0%	68.0%
Percent of expenditures for teacher salaries**	55.0%	Up from 54.4%	64.0%	66.0%
ESEA composite index score	23.5	Down from 95.0	72.9	88.0

* Length of contract = 185+ days.

** Prior year audited financial data available.

EVALUATION RESULTS

	Teachers	Students*	Parents*
Number of surveys returned	18	41	27
Percent satisfied with learning environment	72.2%	58.5%	81.5%
Percent satisfied with social and physical environment	72.2%	64.1%	80.7%
Percent satisfied with school-home relations	72.3%	87.2%	76.9%

*Only students at the highest elementary school grade level at this school and their parents were included.

REPORT OF PRINCIPAL AND SCHOOL IMPROVEMENT COUNCIL

Lower Lee Elementary School, a small, rural, Title I school of 240 brilliant bear students had an outstanding school year in 2012-13. Our school truly has placed an intensive and thorough focus on improving student achievement through providing research-based, best practices for classroom teachers that in turn provide high quality, effective instructional delivery that led to, as of June 2013, no longer recognized as a Palmetto Priority School. We were also proud to have our very own Ms. Joy Dunson, be named our school's Teacher of the Year. Leading into the 2013-14 school year, we are proud to announce our school received an "A" on our ESEA Federal Accountability Report Card in July 2012 and earned a Palmetto Gold Award of Recognition as a result of the dramatic academic improvement of our students all four content areas. During this past year at Lower Lee, the following have been examples of the curricular and instructional focus of 2012-13: (1) Our school has successfully continued Success for All's reading intervention program, (2) Continued the integration of RtI tiered instruction into our daily lesson plans to address the various learning styles and modalities of our students, (3) Students in 5K – 5th grade participate in our Save the Children intervention and after-school program, (4) Pre-K continued its implementation of the Creative Curriculum program, (5) Balanced Literacy in all K—5 classrooms (Read Aloud, Writing, Shared Reading, Guided Reading, Word Development), (6) All math teachers attended the USC Aiken Math Professional development throughout the 2012-13 school year, (7) 100% of all classrooms have smart board technology, with 100% having document camera technology and 100% of all staff having IPAD technology, (8) Two 26 station net book mobile labs and a 20 station IPAD lab are available for students to utilize within their classroom to support academic learning. Moreover, our SIC succeeded in writing and securing a \$26,000 playground grant that has led to a new playground at LLES, thanks in part to the partnership of our local political delegation of Senator Gerald Malloy, Grady Brown, and our local county councilmen. Our school also started our journey to becoming a Healthy School. We had another successful Jump Rope for Heart campaign with nearly \$800 raised. Also, we raised over \$2000 for Relay for Life. We also, donated over 500 canned goods to local shelter agencies in our Carolina versus Clemson drive. Moreover, our school serves as a Harvest Hope site where we give out 40 snack backpacks to needy families within our school. At Lower Lee Elementary, we have continued our laser focus on student achievement and expect that our students will be Learners Leading through Excellence for the coming year.

Our brilliant bears believe that if better is possible, then good is just not enough!
 Dr. Sam Whack, Jr., Principal
 LaToya Hopkins, School Improvement Council Chairperson

Comprehensive detail, including definitions of ratings, performance criteria, and explanations of status, is available on www.ed.sc.gov and www.eoc.sc.gov as well as school and school district websites.

Printed versions are available from school districts upon request.

Abbreviations Key

N/A Not Applicable N/AV Not Available N/C Not Collected N/R Not Reported I/S Insufficient Sample TBD To be determined
 NI Newly Identified CSI Continuing School Improvement CA Corrective Action RP Plan to Restructure R Restructure DELAY School Improvement Status HOLD School Improvement Status